

TOWN OF MONTVILLE
2026-2027 ADOPTED BUDGET SUMMARY

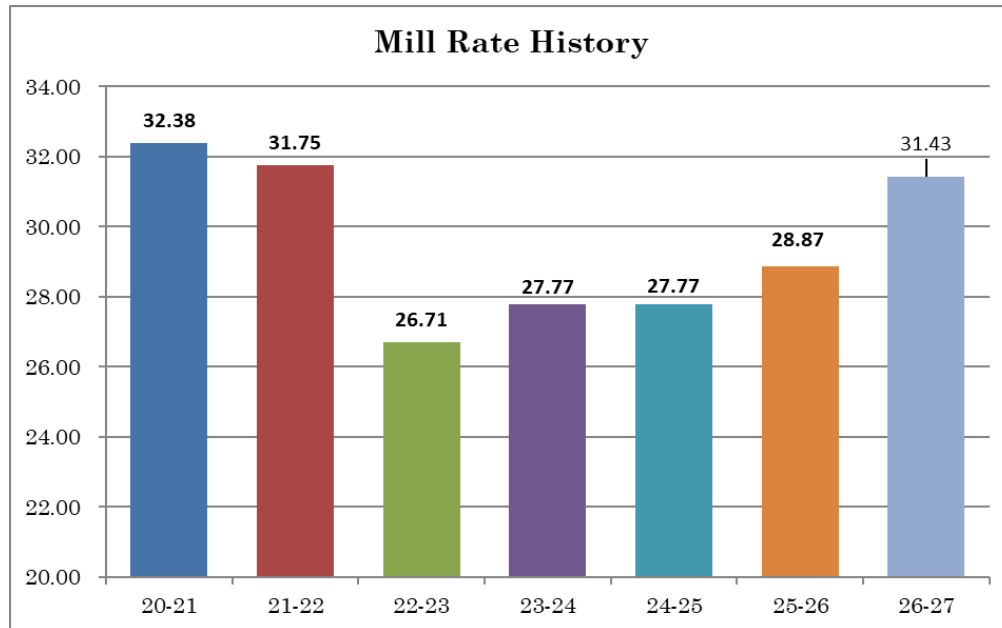
The Town of Montville 2026-27 Budget and Capital Improvement Plan was adopted on May 28, 2026. The adopted budget has an increase of \$5,697,809, a 7.79% increase compared to last fiscal year.

Even with substantial grand list growth, this has been an especially difficult budget season because of unfunded State mandates and the previous reliance on ARPA grant funds and fund balance to supplement revenue. These mandates included a new method for valuing motor vehicles, which lowered the taxable value of many vehicles, and expanded property tax exemptions for veterans with 100% service connected disabilities. While these programs provide benefits to residents, they also reduce revenue collected by the town.

As a result, the mill rate to fund the adopted budget has increased by 2.56 mills to a total of 31.43. While higher than desired, this adjustment reflects the need for sustainable revenue. For the average Montville home (assessed at \$179,110), the increase represents approximately \$38.21 more per month in property taxes.

Market Value	Assessed Value	FY 25/26		FY 26/27		Annual Increase	Monthly Increase
		Monthly	Annually	Monthly	Annually		
125,000	87,500	210.51	2,526.13	229.18	2,750.13	224.00	18.67
150,000	105,000	252.61	3,031.35	275.01	3,300.15	268.80	22.40
175,000	122,500	294.71	3,536.58	320.85	3,850.18	313.60	26.13
200,000	140,000	336.82	4,041.80	366.68	4,400.20	358.40	29.87
225,000	157,500	378.92	4,547.03	412.52	4,950.23	403.20	33.60
250,000	175,000	421.02	5,052.25	458.35	5,500.25	448.00	37.33
255,871	179,110	430.91	5,170.90	469.12	5,629.42	458.52	38.21
275,000	192,500	463.12	5,557.48	504.19	6,050.28	492.80	41.07
300,000	210,000	505.23	6,062.70	550.03	6,600.30	537.60	44.80
325,000	227,500	547.33	6,567.93	595.86	7,150.33	582.40	48.53
350,000	245,000	589.43	7,073.15	641.70	7,700.35	627.20	52.27
375,000	262,500	631.53	7,578.38	687.53	8,250.38	672.00	56.00
400,000	280,000	673.63	8,083.60	733.37	8,800.40	716.80	59.73

The next table shows the mill rate history, in the years ARPA and fund balance were used, the mill rate was substantially lower due to the perceived surplus of revenues. It is now more in line with fiscal years 2021 and 2022.



REVENUE

The total revenue needed to sustain the proposed budget is \$78,882,253. Non-tax revenue totals \$24,470,993. This includes grants, charges for services, investment income and other local revenue. Other taxes total \$1,282,000, this consists of prior year taxes, interest, and motor vehicle supplemental tax. After deducting these totals from total expenses, we are left with a tax deficit of \$53,129,260. After the Mayor’s proposed budget was submitted, the Town was allocated \$2,602,527 of supplemental revenue grants passed by the State which is reflected under intergovernmental revenue.

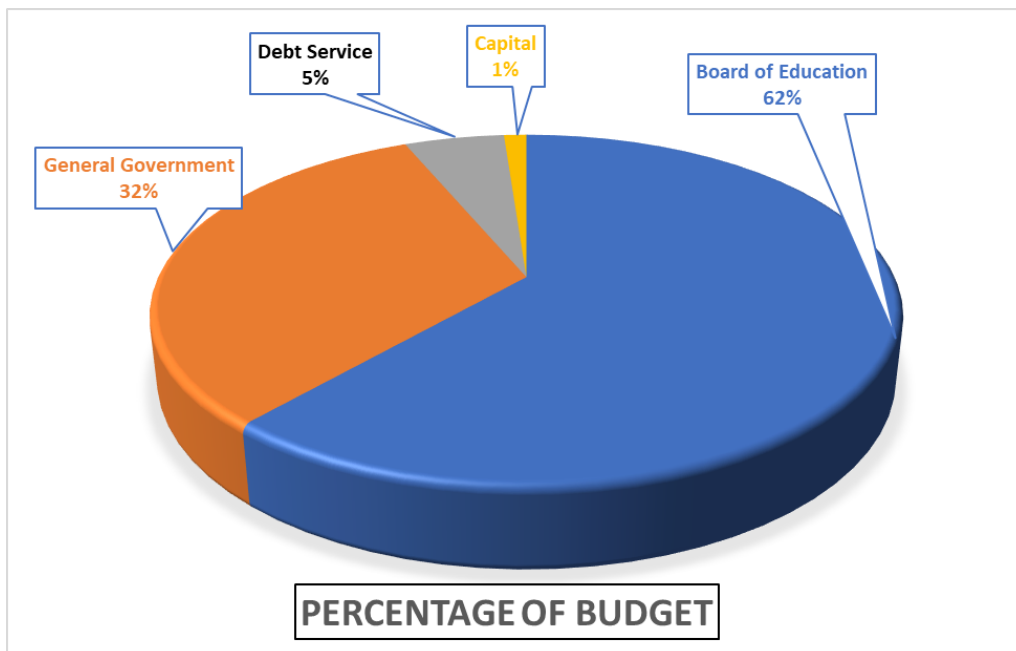
	2025 Actual	Current FY 25-26	Adopted FY 26-27	Change
Property Tax				
Current Taxes	\$ 45,261,534	\$ 48,063,442	\$ 53,129,260	\$ 5,065,818
Prior Year Taxes	499,800	500,000	500,000	-
Interest & Penalties	369,203	345,000	282,000	(63,000)
Motor Vehicle Supp	529,202	450,000	500,000	50,000
Subtotal	46,659,739	49,358,442	54,411,260	5,052,818
Intergovernmental	18,283,099	17,510,202	21,496,492	3,986,290
Charges for Services	1,363,200	1,403,000	1,408,401	5,401
Investment Income	977,081	950,000	350,000	(600,000)
Subtotal	20,623,380	19,863,202	23,254,893	3,391,691
Reserves	2,800,000	2,800,000	-	(2,800,000)
Other Local	1,298,354	1,162,800	1,216,100	53,300
General Fund Total	\$ 71,381,473	\$ 73,184,444	\$ 78,882,253	\$ 5,697,809

EXPENDITURES

Expenditures are broken down by General Government, Board of Education, Debt Service, and Capital. The proposed expenditures total \$78,882,253, and increase of 5,697,809 or 7.79 percent more than the adopted 2025-2026 budget.

Budget Area	Adopted Budget FY25/26	Adopted Budget FY26/27	\$ Inc/Dec	% Change
General Government	\$ 22,169,254	\$ 25,385,447	\$ 3,216,193	14.51%
Board of Education	46,879,620	48,504,616	1,624,996	3.47%
Debt Service	3,389,935	4,077,624	687,689	20.29%
Capital	745,635	914,566	168,931	22.66%
TOTAL EXPENDITURES	\$ 73,184,444	\$ 78,882,253	\$ 5,697,809	7.79%

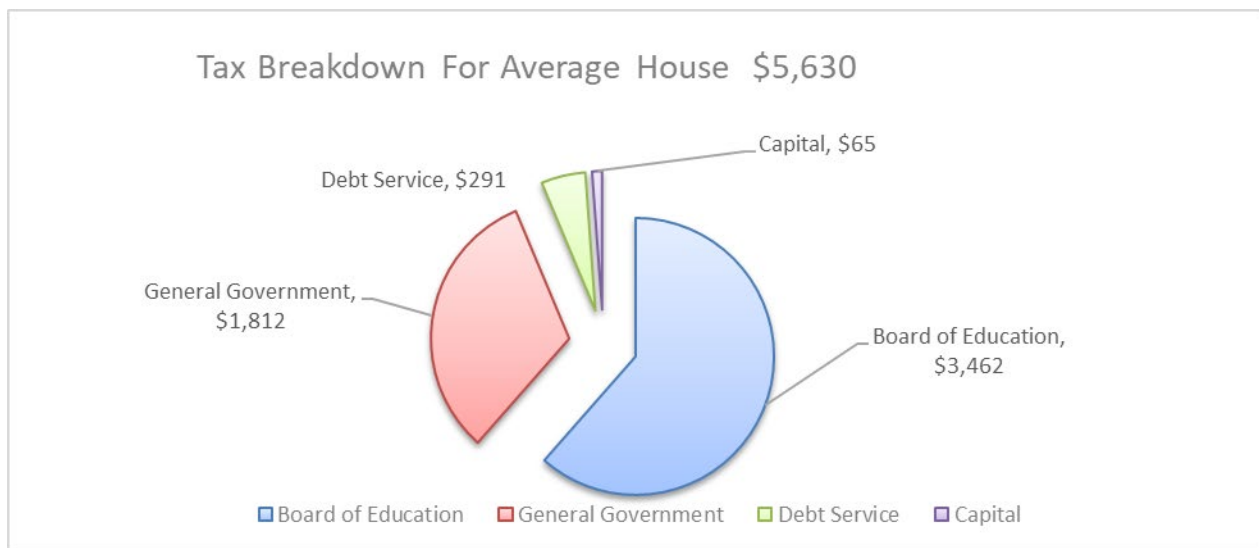
The below chart shows the breakdown of area by percentage.



The General Government budget reflects an 14.51% increase, however there are no new programs or additions. This budget corrects the underfunding of critical line items such as overtime and insurance and brings them in line with actual costs. This budget reflects proper forecasting, fiscal responsibility, and the Town's current services.

Debt service has an increase of 20.29 percent due to the addition of the leased M37 and 2025 general obligation bonds which were for the High School track and road paving.

The below chart shows how the proposed budgets are allocated for an average assessed house, the average assessment being \$179,110.



The adopted budget was developed with the input from town departments, commissions, and the Board of Education. It reflects the hardworking efforts of staff members who work daily to address community needs and operational challenges. The budget also emphasizes a commitment to collaboration between the Town Council, the Board of Education, and town leadership in order to serve the best interests of the community and its residents.

October 1, 2025
Grand List

RE	\$	1,257,643,125
PP	\$	261,311,009
MV	\$	175,664,032
	\$	1,694,618,166
Collection Rate		99.76%
	\$	1,690,551,082
One mil equals	\$	1,690,551
Total General Govt		25,385,447
Board of Education		48,504,616
Debt Service		4,077,624
Capital		914,566
Total Expenses	\$	78,882,253
Use of Surplus		0
State		(21,496,492)
Town Revenue		(2,974,501)
Other Taxes		(1,282,000)
Total Revenue		(25,752,993)
Current Taxes Needed	\$	53,129,260
One Mil	\$	1,690,551
Current Mil Rate		28.87
Proposed Mil Rate		31.43
Increase/(Decrease)		2.56

This page was left blank intentionally.

REVENUE SUMMARY

The adopted fiscal year 2026-2027 budget requires \$78,882,253 in revenues. The State proposed 2027 budget increased the Town's intergovernmental revenue significantly. Montville is scheduled to receive an \$800,000 increase from the Pequot-Mohegan funds, \$81,303 in PILOT and an additional \$512,114 in supplemental education and \$2,090,413 in supplemental Pequot Mohegan funds. Due to lower interest rates and availability to invest, investment income is projected to decrease significantly.

	2025 Actual	Current FY 25-26	Adopted FY 26-27	Change
Property Tax				
Current Taxes	\$ 45,261,534	\$ 48,063,442	\$ 53,129,260	\$ 5,065,818
Prior Year Taxes	499,800	500,000	500,000	-
Interest & Penalties	369,203	345,000	282,000	(63,000)
Motor Vehicle Supp	529,202	450,000	500,000	50,000
Subtotal	46,659,739	49,358,442	54,411,260	5,052,818
Intergovernmental	18,283,099	17,510,202	21,496,492	3,986,290
Charges for Services	1,363,200	1,403,000	1,408,401	5,401
Investment Income	977,081	950,000	350,000	(600,000)
Subtotal	20,623,380	19,863,202	23,254,893	3,391,691
Reserves	2,800,000	2,800,000	-	(2,800,000)
Other Local	1,298,354	1,162,800	1,216,100	53,300
General Fund Total	\$ 71,381,473	\$ 73,184,444	\$ 78,882,253	\$ 5,697,809

Organization	Object	Account Description	2024 Actuals	2025 Actuals	2026 Original Budget	2026 Actuals 6/23/26	2027 Mayor Prop Budget	2027 Adopted Budget
10100	41000	Current Years Taxes	\$44,493,419.07	\$45,261,533.95	\$48,063,442.00	\$45,686,846.68	\$54,320,727.00	\$53,129,260.00
10100	41003	Motor Vehicle Supplemental Tax	\$557,824.63	\$529,202.20	\$450,000.00	\$596,485.28	\$500,000.00	\$500,000.00
10100	41025	Prior Year Taxes	\$547,668.99	\$499,799.91	\$500,000.00	\$541,705.52	\$500,000.00	\$500,000.00
10100	41035	Interest	\$402,704.84	\$364,682.51	\$300,000.00	\$321,428.19	\$275,000.00	\$275,000.00
10100	41040	Lien Fees	\$17,697.06	\$2,207.99	\$20,000.00	\$2,566.03	\$2,000.00	\$2,000.00
10100	41045	ATT. FEES FOR TAXES DUE	\$25,658.87	\$2,312.45	\$25,000.00	\$0.00	\$0.00	\$0.00
10100	41050	Use of Undesig/Unreserved	\$354,956.00	\$2,800,000.00	\$2,800,000.00	\$0.00	\$0.00	\$0.00
10100	41060	TAX COLLECTOR FEES	\$0.00	\$0.00	\$0.00	\$4,408.47	\$5,000.00	\$5,000.00
10100	42000	Conveyance Tax	\$222,759.48	\$281,551.85	\$230,000.00	\$281,621.28	\$230,000.00	\$230,000.00
10100	42005	Town Clerk Fees	\$132,654.76	\$148,621.75	\$140,000.00	\$141,011.01	\$130,000.00	\$130,000.00
10100	42010	Dog Licenses	\$1,740.00	\$1,842.00	\$5,000.00	\$1,080.00	\$1,600.00	\$1,600.00
10100	42012	Dog Services for Salem	\$14,184.27	\$14,360.32	\$93,000.00	\$61,224.85	\$94,901.00	\$94,901.00
10100	42015	Dog Warden	\$1,394.34	\$1,263.00	\$1,000.00	\$1,430.00	\$1,200.00	\$1,200.00
10100	42020	Building Department	\$371,451.67	\$406,449.64	\$350,000.00	\$534,299.76	\$400,000.00	\$400,000.00
10100	42025	Miscellaneous Permits	\$10,769.97	\$13,546.56	\$20,000.00	\$13,025.46	\$15,000.00	\$15,000.00
10100	42026	Fire Marshal Permits	\$64,876.10	\$63,825.50	\$60,000.00	\$95,641.82	\$75,000.00	\$75,000.00
10100	42035	Transfer Station Permits	\$165,154.05	\$116,494.54	\$180,000.00	\$160,478.95	\$155,000.00	\$155,000.00
10100	42037	Transfer Station Reclamat	\$35,466.00	\$46,079.00	\$50,000.00	\$0.00	\$38,000.00	\$38,000.00
10100	42040	Trans Sta Disposal Fees	\$12,861.00	\$24,617.50	\$15,000.00	\$41,400.50	\$25,000.00	\$25,000.00
10100	43000	Investment Interest	\$1,192,365.43	\$977,080.94	\$950,000.00	\$433,462.39	\$350,000.00	\$350,000.00
10100	43001	Transfer Station Solar Lease	\$0.00	\$14,513.00	\$34,000.00	\$29,026.00	\$34,000.00	\$34,000.00
10100	44000	P/Z & ZBA	\$11,051.00	\$16,778.00	\$12,000.00	\$15,830.00	\$15,000.00	\$15,000.00
10100	44005	Parks & Recreation	\$143,291.25	\$130,977.00	\$145,000.00	\$24,048.00	\$140,000.00	\$140,000.00
10100	44006	Camp Oakdale/Other Rental	\$6,450.00	\$5,708.00	\$6,000.00	\$11,450.00	\$6,500.00	\$6,500.00
10100	44007	Fair Oaks Facility Rental	\$5,421.00	\$8,517.00	\$2,000.00	\$1,325.00	\$1,200.00	\$1,200.00
10100	44010	Housing Authority	\$0.00	\$0.00	\$29,000.00	\$0.00	\$0.00	\$0.00
10100	44020	Youth Services Program	\$88,392.38	\$82,568.39	\$65,000.00	\$80,085.64	\$80,000.00	\$80,000.00
10100	45000	ECS Grant	\$12,873,712.00	\$12,859,715.00	\$12,622,709.00	\$6,401,432.00	\$12,802,864.00	\$13,314,978.00
10100	45005	Transportation	\$0.00	\$2,528.30	\$0.00	\$5,135.83	\$0.00	\$0.00
10100	45015	Special Education	\$739,592.00	\$855,211.00	\$700,000.00	\$790,209.00	\$790,000.00	\$790,000.00
10100	45020	Adult Education	\$37,598.00	\$38,433.00	\$37,449.00	\$23,949.00	\$36,612.00	\$42,202.00
10100	46005	Lieu of Taxes/State Prop	\$6,333.60	\$6,333.60	\$6,334.00	\$6,333.60	\$6,330.00	\$6,330.00
10100	46010	Emerg Manage Assist Prog	\$5,000.00	\$19,190.00	\$10,000.00	\$27,814.58	\$15,000.00	\$15,000.00
10100	46015	Disability Grant	\$2,934.26	\$2,994.99	\$3,000.00	\$5,682.48	\$3,000.00	\$3,000.00
10100	46024	PILOT New Tiered Reimbursement	\$2,133,345.16	\$2,218,007.86	\$1,984,507.00	\$2,224,562.40	\$2,305,866.00	\$2,305,866.00
10100	46030	Additional Veteran Grant	\$8,552.88	\$6,859.19	\$8,500.00	\$3,117.96	\$5,000.00	\$5,000.00

Organization	Object	Account Description	2024 Actuals	2025 Actuals	2026 Original Budget	2026 Actuals 6/23/26	2027 Mayor Prop Budget	2027 Adopted Budget
10100	46035	Telephone Access Line	\$66,801.75	\$61,540.44	\$60,000.00	\$80,691.39	\$60,000.00	\$60,000.00
10100	46040	Other Grants	\$149,001.72	\$101,441.16	\$50,000.00	\$33,829.40	\$30,000.00	\$30,000.00
10100	46041	Municipal Stabilization	\$20,897.00	\$20,897.00	\$20,897.00	\$23,871.20	\$20,897.00	\$20,897.00
10100	46042	CT Fines Reimbursement	\$10,328.75	\$12,578.75	\$7,000.00	\$10,440.50	\$8,000.00	\$8,000.00
10100	46045	Pequot Funds	\$1,446,162.00	\$1,446,162.00	\$1,446,162.00	\$964,108.00	\$2,246,162.00	\$4,336,575.00
10100	47005	Grants for Municipal Projects	\$528,644.00	\$528,644.00	\$528,644.00	\$528,644.00	\$528,644.00	\$528,644.00
10100	48010	Tuition Special Ed	\$64,878.76	\$102,562.83	\$25,000.00	\$9,634.96	\$30,000.00	\$30,000.00
10100	48013	School Misc Revenue	\$784.00	\$1,382.23	\$1,000.00	\$0.00	\$500.00	\$500.00
10100	48020	Public Works Dept.	\$460.00	\$370.00	\$500.00	\$1,000.00	\$500.00	\$500.00
10100	48023	Commercial Tipping Fees	\$471,140.88	\$458,950.84	\$420,000.00	\$540,414.90	\$460,000.00	\$550,000.00
10100	48025	Copy Money	\$1,750.45	\$1,805.00	\$1,200.00	\$2,882.16	\$1,500.00	\$1,500.00
10100	48035	Community Booklet	\$5,820.00	\$6,075.00	\$4,000.00	\$7,100.00	\$0.00	\$0.00
10100	49010	St Bernards Health Clinic	\$22,198.00	\$21,732.00	\$24,000.00	\$27,526.00	\$24,000.00	\$24,000.00
10100	49015	Insurance Reimbursement	\$22,009.62	\$47,757.08	\$65,000.00	\$36,077.33	\$15,000.00	\$15,000.00
10100	49020	Millstone Reimbursement	\$49,704.16	\$39,000.39	\$45,000.00	\$59,000.00	\$50,000.00	\$50,000.00
10100	49025	Verizon	\$600.00	\$600.00	\$600.00	\$0.00	\$600.00	\$600.00
10100	49049	Engineering Review Reimburse	\$5,597.50	\$0.00	\$6,000.00	\$0.00	\$0.00	\$0.00
10100	49050	Miscellaneous	\$49,302.59	\$81,168.19	\$40,000.00	\$46,310.53	\$30,000.00	\$30,000.00
10100	49060	Sale of Town Property	\$11,400.00	\$125,000.00	\$20,000.00	\$28,251.00	\$10,000.00	\$10,000.00
10100	49080	Mohegan Contributions	\$500,000.00	\$500,000.00	\$500,000.00	\$500,000.00	\$500,000.00	\$500,000.00
		Totals	\$68,114,761.24	\$71,381,472.85	\$73,182,944.00	\$61,467,899.05	\$77,375,603.00	\$78,882,253.00

EXPENDITURE SUMMARY

GENERAL GOVERNMENT:

The general government budget is broken down into six categories:

- General administration
- Public Safety
- Public Works
- Health and Welfare
- Parks and Recreation
- Non-Profit

These categories total \$25,385,447, an increase of 14.51% from the previous fiscal year. As explained in the budget summary, this budget corrects underfunding line items to bring them in line with actual costs. As you review each department you will see the percentage increase or decrease in the far right column.

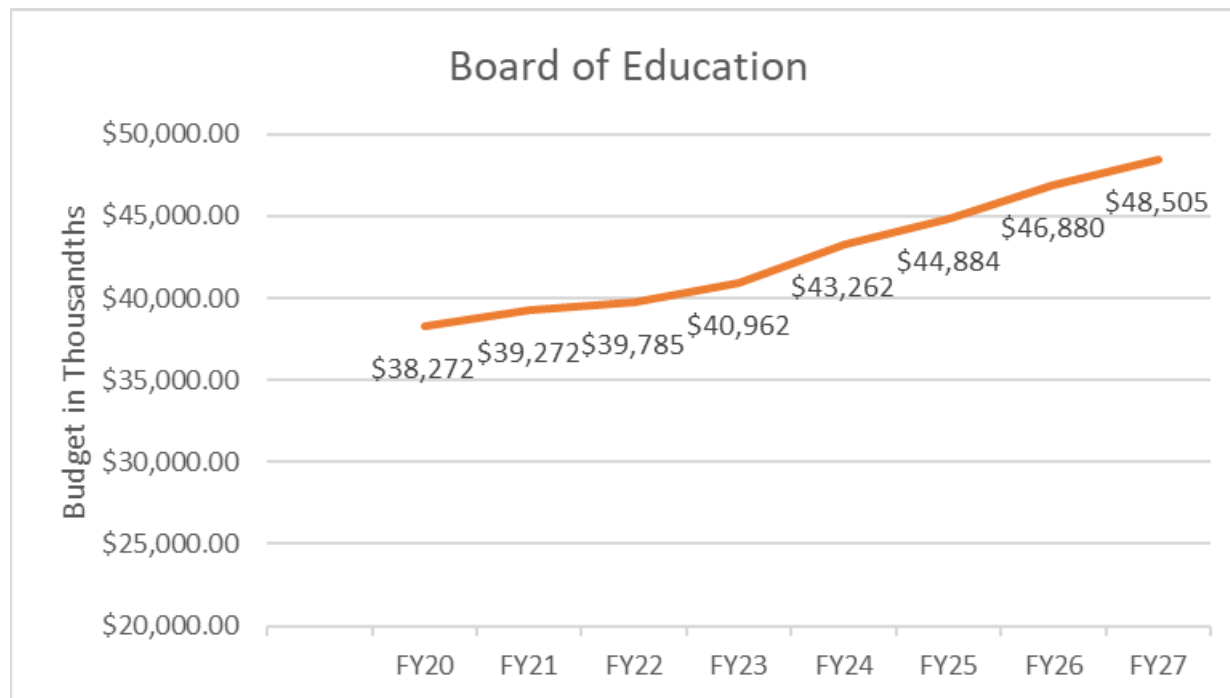
Operating budget by function:

	Adopted Budget FY25/26	Adopted Budget FY26/27	Inc/(Dec)	%
General Administration	\$ 10,329,709	\$ 12,115,014	\$ 1,785,305	17.28%
Public Safety	\$6,251,657.00	7,262,825	1,011,168	16.17%
Public Works	\$4,269,138.00	4,681,320	412,182	9.65%
Health and Welfare	\$855,409.00	877,718	22,309	2.61%
Parks and Recreation	\$363,041.00	352,770	(10,271)	-2.83%
Non-Profit	\$100,300.00	95,800	(4,500)	-4.49%
Total	<u>\$ 22,169,254</u>	<u>\$ 25,385,447</u>	<u>\$ 3,216,193</u>	<u>14.51%</u>

EXPENDITURE SUMMARY

BOARD OF EDUCATION

The Board of Education is 62 percent of the adopted budget. Under Connecticut State law, the Town Council has the authority to reduce the total of the Board's budget, not individual line items. The Board submitted a request of \$48,654,616, a 3.79 percent increase, this was reduced by \$150,000 to \$48,504,616 bringing it to a 3.47 percent increase.



MAYOR

CODE: 10310

The Mayor, as the Chief Elected Official, is responsible for the overall management and administration of the municipal budget and employees. This cost center covers the operations of his office, which includes his Executive Secretary. The cost for publication of the town’s annual report is also housed in this budget.

Description	2027 Dept. Request	2026 Dept Adopted	2025 Adopted Current Year
CT Conference of Municipalities	\$11,671.00	\$ 11,671.00	\$ 11,671.00
Gardner Lake Association	\$9,585.00	\$ 9,585.00	\$ 8,535.00
SE CT Enterprise Region (SECTER)	\$8,274.15	\$ 8,274.15	\$ 8,274.00
Southeast Area Transit District (SEAT)	\$13,692.50	\$ 12,447.50	\$ 11,855.00
Southeastern CT Council of Govt's	\$10,890.00	\$ 10,832.00	\$ 10,832.00
Chamber of Commerce Eastern CT	\$300.00	\$ 300.00	\$ 376.00
Greater Norwich Area Chamber	\$225.00	\$ 225.00	\$ 225.00
COST	\$1,275.00	\$ 1,275.00	\$ 1,275.00
Total	\$55,912.65	\$ 54,609.65	\$ 53,043.00

<u>Adopted</u>	<u>Account Description</u>	<u>2024 Actuals</u>	<u>2025 Actuals</u>	<u>2026 Budget</u>	<u>2026 YTD 6/23/26</u>	<u>2027 DEPT.Reg</u>	<u>2027 Mayor</u>	<u>2027 Adopted</u>	<u>% +/-</u>	
10310	51001	Mayor Salary	\$105,381.37	\$105,403.81	\$105,384.00	\$100,557.65	\$0.00	\$105,384.00	\$105,384.00	
10310	51050	Admin Secretary	\$84,744.57	\$86,817.88	\$70,856.00	\$67,578.45	\$0.00	\$74,030.00	\$74,030.00	
10310	52136	Fees (Membership)	\$52,019.65	\$52,824.15	\$55,000.00	\$55,109.65	\$56,000.00	\$55,915.00	\$55,915.00	
10310	52150	Memorial Day Parade	\$3,490.87	\$3,749.10	\$5,000.00	\$4,756.54	\$4,000.00	\$4,000.00	\$4,000.00	
10310	53004	Training & Conferences	\$60.00	\$249.00	\$500.00	\$500.00	\$500.00	\$0.00	\$0.00	
10310	53008	Advertising	\$0.00	\$384.00	\$300.00	\$0.00	\$0.00	\$0.00	\$0.00	
10310	53014	Printing	\$439.73	\$471.77	\$500.00	\$483.36	\$500.00	\$500.00	\$500.00	
10310	53019	Misc Supplies	\$289.93	\$150.00	\$500.00	\$95.89	\$400.00	\$250.00	\$250.00	
10310	53033	Occasions	\$65.59	\$0.00	\$250.00	\$179.99	\$250.00	\$0.00	\$0.00	
10310	53049	Town Publications	\$331.35	\$0.00	\$500.00	\$150.00	\$300.00	\$0.00	\$0.00	
10310	53060	Cellular Phone	\$375.00	\$0.00	\$0.00	\$0.00	\$620.00	\$620.00	\$620.00	
10310	54028	Communication Equipment	\$0.00	\$0.00	\$5,995.00	\$5,995.00	\$0.00	\$0.00	\$0.00	
			<u>\$247,198.06</u>	<u>\$250,049.71</u>	<u>\$244,785.00</u>	<u>\$235,406.53</u>	<u>\$62,570.00</u>	<u>\$240,699.00</u>	<u>\$240,699.00</u>	<u>-1.67%</u>

TOWN COUNCIL

CODE: 10330

The Town Council constitutes the legislative branch of government and is the policy making body for the town. The Councils' powers include the rights to incur indebtedness and levy taxes. Costs relating to the operations of the Town Council are covered within this cost center.

FISCAL NOTES

Advertising covers the costs of legal notices for public hearings, budgets, town meetings and ordinances as required by Charter and CT State Statute.

Council members are paid an annual stipend of \$2,000 each issued on a quarterly basis. The Town Council Chairman receives an annual stipend of \$2,500 issued on a quarterly basis.

The Council employs one clerk for their meetings. This also includes Council Sub-committees

<u>TOWN COUNCIL</u>		<u>Account Description</u>	<u>2024 Actuals</u>	<u>2025 Actuals</u>	<u>2026 Budget</u>	<u>2026 YTD 6/23/26</u>	<u>2027 DEPT.Reg</u>	<u>2027 Mayor</u>	<u>2027 Adopted</u>	<u>% +/-</u>
10330	51013	Town Council Salary	\$13,500.00	\$12,500.00	\$14,500.00	\$12,500.00	\$14,500.00	\$14,500.00	\$14,500.00	
10330	51075	PT Clerical	\$4,116.32	\$3,757.00	\$4,400.00	\$5,310.50	\$4,500.00	\$4,800.00	\$4,800.00	
10330	53002	Consulting Services	\$1,195.00	\$40,679.10	\$500.00	\$0.00	\$500.00	\$500.00	\$500.00	
10330	53004	Training & Conferences	\$0.00	\$0.00	\$250.00	\$0.00	\$0.00	\$0.00	\$0.00	
10330	53008	Advertising	\$5,561.00	\$5,874.12	\$2,000.00	\$5,556.66	\$3,000.00	\$3,000.00	\$3,000.00	
10330	53014	Community Booklet	\$18,571.98	\$19,878.01	\$18,000.00	\$15,987.50	\$18,000.00	\$6,300.00	\$6,300.00	
10330	53019	Misc Supplies	\$407.87	\$47.40	\$500.00	\$23.72	\$400.00	\$100.00	\$100.00	
10330	53033	Occasions	\$0.00	\$0.00	\$500.00	\$232.87	\$400.00	\$0.00	\$0.00	
			<u>\$43,352.17</u>	<u>\$82,735.63</u>	<u>\$40,650.00</u>	<u>\$39,611.25</u>	<u>\$41,300.00</u>	<u>\$29,200.00</u>	<u>\$29,200.00</u>	<u>-28.17%</u>

LEGAL SERVICES**CODE: 10340**

Legal counsel ensures the legal interests of the Town are protected. This cost center covers the cost of legal representation for all Town departments, including but not limited to labor negotiations, litigation, land matters, ordinances, contracts, and interpretation of local, state and federal laws.

<u>LEGAL</u>	<u>Account Description</u>	<u>2024 Actuals</u>	<u>2025 Actuals</u>	<u>2026 Budget</u>	<u>2026 YTD 6/23/26</u>	<u>2027 DEPT.Reg</u>	<u>2027 Mayor</u>	<u>2027 Adopted</u>	<u>% +/-</u>
10340	52041 Legal - General	\$78,629.03	\$125,103.98	\$70,000.00	\$48,894.63	\$70,000.00	\$70,000.00	\$120,000.00	
10340	52044 Tax/Assessment Matters	\$11,569.00	\$37,890.92	\$11,500.00	\$48,060.14	\$11,500.00	\$11,500.00	\$11,500.00	
10340	52045 Land Use Matters	\$23,693.82	\$30,913.83	\$20,000.00	\$19,201.75	\$20,000.00	\$20,000.00	\$20,000.00	
10340	52046 Labor/Employment Matters	\$143,757.71	\$112,034.38	\$100,000.00	\$66,788.72	\$100,000.00	\$100,000.00	\$100,000.00	
		<u>\$257,649.56</u>	<u>\$305,943.11</u>	<u>\$201,500.00</u>	<u>\$182,945.24</u>	<u>\$201,500.00</u>	<u>\$201,500.00</u>	<u>\$251,500.00</u>	<u>24.81%</u>

PROBATE

CODE: 10350

The Public Act 09-01 established a consolidated Probate District serving the towns of East Lyme, Montville, Old Lyme and Salem. It is known as the Probate District Court of Niantic. The court will operate out of the former Police Station Building in East Lyme. Shared expenses shall be allocated among the District towns based on each town’s percentage of the District’s total population, according to the U.S. Census every ten years. The following percentages are based on the U.S. Census of 2020:

Town	Population	Percentage
East Lyme	18,849	38.4%
Montville	18,478	37.7%
Old Lyme	7,577	15.4%
Salem	4,151	8.5%
Total	49,055	100.0%

No later than January 31 of each fiscal year, the Fiscal Agent shall submit to the CEOs of the District towns a Court operating budget and capital budget for the coming fiscal year. The CEOs shall approve the budgets and incorporate their portions into their own town budgets.

<u>PROBATE</u>			<u>2024 Actuals</u>	<u>2025 Actuals</u>	<u>2026 Budget</u>	<u>2026 YTD 6/23/26</u>	<u>2027 DEPT.Reg</u>	<u>2027 Mayor</u>	<u>2027 Adopted</u>	<u>% +/-</u>
10350	52137	Probate District	\$20,775.00	\$22,534.00	\$26,138.00	\$26,230.37	\$30,470.00	\$30,470.00	\$30,470.00	
10350	54004	Furniture	\$3,767.00	\$0.00	\$0.00	\$0.00	\$0.00	\$0.00	\$0.00	
			<u>\$24,542.00</u>	<u>\$22,534.00</u>	<u>\$26,138.00</u>	<u>\$26,230.37</u>	<u>\$30,470.00</u>	<u>\$30,470.00</u>	<u>\$30,470.00</u>	<u>16.57%</u>

NON-PROFIT ORGANIZATIONS

CODE: 10360

The Town's donations to various non-profit and charitable organizations are housed in this cost center.

Fiscal Notes

The Charter requires town contributions be limited to \$1,000 unless the Town is represented on their Board by a Town appointed member. Various organizations requesting funding beyond the \$1,000 limitation have agreed to this charter requirement.

<u>NON-PROFIT</u>		<u>Account Description</u>	<u>2024 Actuals</u>	<u>2025 Actuals</u>	<u>2026 Budget</u>	<u>2026 YTD 6/23/26</u>	<u>2027 DEPT.Reg</u>	<u>2027 Mayor</u>	<u>2027 Adopted</u>	<u>% +/-</u>
10360	52072	Raymond Comm Library	\$80,000.00	\$80,000.00	\$80,000.00	\$80,000.00	\$80,000.00	\$80,000.00	\$80,000.00	
10360	52077	East.CT Conserv.Dist.	\$1,000.00	\$1,000.00	\$1,000.00	\$1,000.00	\$1,000.00	\$500.00	\$500.00	
10360	52081	Safe Futures	\$2,500.00	\$2,500.00	\$2,500.00	\$2,500.00	\$2,500.00	\$2,000.00	\$2,000.00	
10360	52084	United Com. & Family Services	\$1,500.00	\$3,500.00	\$3,500.00	\$3,500.00	\$3,500.00	\$1,500.00	\$1,500.00	
10360	52090	DARE Program	\$3,680.94	\$0.00	\$2,500.00	\$2,500.00	\$0.00	\$0.00	\$0.00	
10360	52094	Montville Little League	\$2,000.00	\$0.00	\$2,000.00	\$2,000.00	\$2,000.00	\$2,000.00	\$2,000.00	
10360	52099	Montville Youth Football	\$2,000.00	\$2,000.00	\$2,000.00	\$2,000.00	\$2,000.00	\$2,000.00	\$2,000.00	
10360	52100	Sexual Assault Crisis Ctr	\$300.00	\$300.00	\$300.00	\$300.00	\$500.00	\$300.00	\$300.00	
10360	52177	NL Homeless Hospitality Center	\$3,500.00	\$3,500.00	\$3,500.00	\$3,500.00	\$3,000.00	\$2,500.00	\$2,500.00	
10360	52178	Animal Welfare	\$0.00	\$0.00	\$1,000.00	\$1,000.00	\$1,000.00	\$1,000.00	\$1,000.00	
10360	52202	Montville Social Services	\$0.00	\$0.00	\$0.00	\$0.00	\$1,000.00	\$1,000.00	\$1,000.00	
10360	52203	Montville Housing Authority	\$0.00	\$0.00	\$0.00	\$0.00	\$1,000.00	\$1,000.00	\$1,000.00	
10360	52204	SERAC	\$0.00	\$0.00	\$0.00	\$0.00	\$700.00	\$500.00	\$500.00	
10360	52206	Child Family Agency	\$0.00	\$0.00	\$0.00	\$0.00	\$1,000.00	\$500.00	\$500.00	
10360	52198	Thames River Com Service	\$0.00	\$2,000.00	\$2,000.00	\$2,000.00	\$1,000.00	\$1,000.00	\$1,000.00	
			<u>\$96,480.94</u>	<u>\$94,800.00</u>	<u>\$100,300.00</u>	<u>\$100,300.00</u>	<u>\$100,200.00</u>	<u>\$95,800.00</u>	<u>\$95,800.00</u>	<u>-4.49%</u>

TOWN HALL/CENTRAL SERVICE

CODE: 10370

Expenditures related to the operation of Town Hall and services common to all departments are housed in this cost center.

Fiscal Notes

Equipment funds the costs for replacement of obsolete/broken equipment and furnishings for all Town employees excluding Police, Fire, Dispatch and Public Works.

Postage, telephones, supplies and lease of copiers for all departments are included within the town hall.

<u>TOWN HALL</u>			<u>2024 Actuals</u>	<u>2025 Actuals</u>	<u>2026 Budget</u>	<u>2026 YTD 6/23/26</u>	<u>2027 DEPT.Reg</u>	<u>2027 Mayor</u>	<u>2027 Adopted</u>	<u>% +/-</u>
10370	51075	PT Clerical	\$0.00	\$0.00	\$25,000.00	\$14,956.46	\$25,000.00	\$25,635.00	\$25,635.00	
10370	52000	Electricity	\$83,883.40	\$116,050.43	\$95,000.00	\$110,083.60	\$115,000.00	\$115,000.00	\$115,000.00	
10370	52003	Telephone/Internet	\$47,152.03	\$12,883.50	\$45,000.00	\$40,455.06	\$45,000.00	\$45,000.00	\$45,000.00	
10370	52005	Fuel Oil/Propane	\$29,144.00	\$28,156.55	\$25,000.00	\$42,862.14	\$40,000.00	\$40,000.00	\$40,000.00	
10370	52011	Building Services	\$3,941.81	\$3,977.82	\$3,500.00	\$3,252.58	\$4,000.00	\$3,500.00	\$3,500.00	
10370	52128	Water & Sewer Charges	\$3,280.35	\$2,100.27	\$3,300.00	\$842.86	\$3,300.00	\$3,300.00	\$3,300.00	
10370	52157	Lease of Equipment	\$58,949.20	\$66,370.20	\$59,000.00	\$64,875.56	\$70,000.00	\$70,000.00	\$70,000.00	
10370	53000	Office Supplies	\$15,776.80	\$15,209.60	\$18,000.00	\$12,514.75	\$15,000.00	\$13,000.00	\$13,000.00	
10370	53020	Postage	\$48,057.03	\$52,537.37	\$42,000.00	\$38,242.28	\$58,000.00	\$55,000.00	\$55,000.00	
10370	54000	Equipment/Furnishings	\$63.78	\$0.00	\$500.00	\$73.00	\$0.00	\$0.00	\$0.00	
			<u>\$290,248.40</u>	<u>\$297,285.74</u>	<u>\$316,300.00</u>	<u>\$328,158.29</u>	<u>\$375,300.00</u>	<u>\$370,435.00</u>	<u>\$370,435.00</u>	<u>17.12%</u>

Human Resources

CODE: 10380

The Human Resources Director is a trusted advisor to the Mayor, aligning the HR initiatives with the Town's long-term strategic goals and organizational culture, and serves as the executive leader responsible for managing the Town's "human capital"—its employees. Their primary purpose is to ensure the municipality attracts, develops, and retains a competent workforce while maintaining compliance with strict public sector labor laws. The role often requires balancing the needs of Town leadership, union representatives, and the general public, acting as both an advocate for employees and a steward of taxpayer funded resources.

<u>HUMAN RESOURCES</u>			<u>2024 Actuals</u>	<u>2025 Actuals</u>	<u>2026 Budget</u>	<u>2026 YTD 6/23/26</u>	<u>2027 DEPT.Reg</u>	<u>2027 Mayor</u>	<u>2027 Adopted</u>	<u>% +/-</u>
10380	51062	Human Resource Director Salary	\$100,528.68	\$106,722.32	\$111,980.00	\$106,825.22	\$116,115.00	\$116,115.00	\$116,115.00	
10380	52136	Fees (Membership)	\$274.00	\$264.00	\$300.00	\$299.00	\$300.00	\$300.00	\$300.00	
10380	52199	EAP/SAP	\$0.00	\$3,500.00	\$4,420.00	\$3,575.00	\$4,500.00	\$4,500.00	\$4,500.00	
10380	53002	Consulting Services	\$0.00	\$0.00	\$0.00	\$0.00	\$1,500.00	\$1,500.00	\$1,500.00	
10380	53004	Training & Conferences	\$3,430.00	\$3,954.00	\$4,000.00	\$3,975.00	\$4,000.00	\$4,000.00	\$4,000.00	
10380	53019	Misc Supplies	\$0.00	\$0.00	\$50.00	\$0.00	\$50.00	\$50.00	\$50.00	
10380	53008	Advertising	\$0.00	\$0.00	\$0.00	\$0.00	\$0.00	\$600.00	\$600.00	
10380	53050	Physicals	\$0.00	\$398.00	\$4,000.00	\$6,128.00	\$5,500.00	\$4,000.00	\$4,000.00	
			<u>\$104,232.68</u>	<u>\$114,838.32</u>	<u>\$124,750.00</u>	<u>\$120,802.22</u>	<u>\$131,965.00</u>	<u>\$131,065.00</u>	<u>\$131,065.00</u>	<u>5.06%</u>

FINANCE**CODE: 10410**

The Finance Department is responsible for the financial operations of the Town and is comprised of three offices. The Assessor's Office is responsible for the discovery and valuation of all real estate and personal property of the Town in an equitable manner and compiles the Town's annual Grand list in addition to administering various state programs such as PILOT and Elderly and Veteran's Exemption. The Tax Collector's Office/Revenue Collection is responsible for the collection of tax revenue in accordance with State Statute. The Finance office is responsible for the maintenance of all Town financial records in accordance with GAAP and GASB standards. In addition to Accounts Payable, Payroll, Accounts Receivable and investments, the office is responsible for completion of the annual town audit and budget preparation.

FINANCE		<u>Account Description</u>	<u>2024 Actuals</u>	<u>2025 Actuals</u>	<u>2026 Budget</u>	<u>2026 YTD 6/23/26</u>	<u>2027 DEPT.Reg</u>	<u>2027 Mayor</u>	<u>2027 Adopted</u>	<u>% +/-</u>
10410	51002	Finance Director Salary	\$112,749.07	\$104,610.18	\$125,135.00	\$118,709.63	\$130,855.00	\$130,855.00	\$130,855.00	
10410	51052	Tax Collection Salaries	\$134,155.34	\$136,177.75	\$152,784.00	\$152,153.72	\$160,490.00	\$160,490.00	\$160,490.00	
10410	51053	Assessor Dept.Salaries	\$203,999.69	\$203,804.72	\$224,830.00	\$215,164.86	\$240,955.00	\$240,955.00	\$240,955.00	
10410	51054	Accountants	\$194,986.91	\$189,636.26	\$230,917.00	\$223,076.43	\$236,490.00	\$236,490.00	\$236,490.00	
10410	51100	Overtime	\$4,656.18	\$9,190.31	\$0.00	\$3,332.12	\$6,000.00	\$4,500.00	\$4,500.00	
10410	52026	Tax Refunds	\$62,036.39	\$46,134.68	\$60,000.00	\$97,720.23	\$0.00	\$0.00	\$0.00	
10410	52136	Fees (Membership)	\$725.00	\$1,365.00	\$1,000.00	\$1,260.00	\$1,635.00	\$1,635.00	\$1,635.00	
10410	52192	Quality Data/Computer Service	\$9,433.52	\$24,692.83	\$13,000.00	\$15,271.66	\$15,000.00	\$10,000.00	\$10,000.00	
10410	53002	Consulting Services	\$0.00	\$11,710.00	\$0.00	\$0.00	\$50,000.00	\$13,000.00	\$13,000.00	
10410	53004	Training & Conferences	\$4,487.05	\$3,784.98	\$3,000.00	\$2,800.00	\$9,000.00	\$8,000.00	\$8,000.00	
10410	53005	Mileage	\$0.00	\$1,451.03	\$350.00	\$1,009.32	\$1,500.00	\$0.00	\$0.00	
10410	53008	Advertising	\$4,650.28	\$6,901.92	\$4,000.00	\$6,348.50	\$8,000.00	\$7,000.00	\$7,000.00	
10410	53014	Printing	\$3,150.51	\$3,329.76	\$1,000.00	\$2,642.74	\$3,500.00	\$1,000.00	\$1,000.00	
10410	53019	Misc Supplies	\$2,260.46	\$1,931.19	\$1,500.00	\$1,727.12	\$2,000.00	\$1,800.00	\$1,800.00	
			<u>\$737,290.40</u>	<u>\$744,720.61</u>	<u>\$817,516.00</u>	<u>\$841,216.33</u>	<u>\$865,425.00</u>	<u>\$815,725.00</u>	<u>\$815,725.00</u>	<u>-0.22%</u>

INSURANCE & FRINGE BENEFITS

CODE: 10420

This cost center accounts for employee's fringe benefits costs.

The town contribution to the Connecticut Municipal Employees Retirement System (CMERS) is funded at 24.94% of payroll for fire and police employees and 16.82% of payroll for Town employees.

INSURANCE/BENEFITS		Account Description	2024 Actuals	2025 Actuals	2026 Budget	2026 YTD 6/23/26	2027 DEPT.Reg	2027 Mayor	2027 Adopted	% +/-
10420	52017	Holiday Bonus Payments	\$26,200.00	\$26,800.00	\$26,995.00	\$26,100.00	\$28,000.00	\$28,000.00	\$28,000.00	
10420	52018	Unemployment Compensation	\$0.00	\$14,685.66	\$5,000.00	\$6,162.00	\$15,000.00	\$10,000.00	\$10,000.00	
10420	52019	Social Security Taxes	\$743,865.62	\$802,182.80	\$750,000.00	\$797,237.96	\$888,000.00	\$888,000.00	\$888,000.00	
10420	52020	Medical Insurance	\$2,295,438.21	\$2,489,706.34	\$2,535,000.00	\$2,494,090.69	\$2,657,800.00	\$2,657,800.00	\$2,657,800.00	
10420	52021	Worker's Compensation	\$399,917.90	\$607,910.25	\$700,000.00	\$740,803.00	\$800,000.00	\$790,000.00	\$790,000.00	
10420	52023	Life & L.T.D. Insurance	\$41,148.74	\$44,111.53	\$45,000.00	\$44,674.54	\$50,000.00	\$50,000.00	\$50,000.00	
10420	52024	Insurance Consultant	\$23,400.00	\$23,400.00	\$23,400.00	\$23,400.00	\$23,400.00	\$23,400.00	\$23,400.00	
10420	52025	Pension	\$1,812,163.28	\$2,071,129.18	\$2,000,000.00	\$2,163,218.59	\$2,335,680.00	\$2,335,680.00	\$2,335,680.00	
10420	52027	Vacation Payout	\$65,829.71	\$67,327.91	\$10,000.00	\$37,616.79	\$30,000.00	\$30,000.00	\$30,000.00	
10420	52028	Retirement Payout	\$23,345.19	\$68,159.69	\$15,000.00	\$44,147.97	\$25,000.00	\$25,000.00	\$25,000.00	
10420	52201	Longevity	\$0.00	\$0.00	\$0.00	\$8,200.00	\$4,500.00	\$4,500.00	\$4,500.00	
10420	53050	Physicals	\$9,385.99	\$6,599.66	\$5,500.00	\$1,213.33	\$3,000.00	\$3,000.00	\$3,000.00	
			\$5,440,694.64	\$6,222,013.02	\$6,115,895.00	\$6,386,864.87	\$6,860,380.00	\$6,845,380.00	\$6,845,380.00	11.93%

MUNICIPAL INSURANCE

CODE: 10425

Municipal insurance includes but is not limited to public officials' surety bonds, comprehensive liability coverage, property insurance and the Town's umbrella policies.

Insurance rates are anticipated to increase 8% for the 2026-27 Fiscal Year.

Insurance reimbursement covers the town's payment for repairs on insurance claims. The Town receives the insurance checks in a matching revenue account making this line item mill rate neutral. This account also funds the cost of an insurance consultant.

<u>MUNICIPAL INSURANCE</u>			<u>2024 Actuals</u>	<u>2025 Actuals</u>	<u>2026 Budget</u>	<u>2026 YTD 6/23/26</u>	<u>2027 DEPT.Reg</u>	<u>2027 Mayor</u>	<u>2027 Adopted</u>	<u>% +/-</u>
	<u>Account Description</u>									
10425	52024	Other Insurance	\$345,665.78	\$485,172.80	\$500,000.00	\$574,672.50	\$625,000.00	\$620,000.00	\$620,000.00	
10425	52143	Insurance Reimbursement	\$12,903.92	\$22,323.64	\$30,000.00	\$3,265.85	\$10,000.00	\$10,000.00	\$10,000.00	
			<u>\$358,569.70</u>	<u>\$507,496.44</u>	<u>\$530,000.00</u>	<u>\$577,938.35</u>	<u>\$635,000.00</u>	<u>\$630,000.00</u>	<u>\$630,000.00</u>	<u>18.87%</u>

INFORMATION TECHNOLOGY

CODE: 10440

Information Technology includes the salary for the IT Coordinator, Assistant IT, computer maintenance, supplies, software and support for the Town Departments.

Below is a list of software support:

Assessor State-wide sales database
Cott Systems (Dogs)
Cott Systems (Resolution)
Creative Solutions (Depreciation Solution)
EPOS Now
ESRI

Exchange Online (Plan 1)
Exchange Online (Plan 2)
NexGen
General Code Ecode 360
General Code (Laserfiche)
IMC
CAI Technologies
LogMeIn(Go To Webinars/Meetings)

Tyler Technologies System Management Services Support
Tyler Technologies (Munis)
Vermont Systems RecTrac/WebTrac
QDS AssessorSupport

QDS Tax Collector Support
QDS eQuality
Watchguard Evidence Lib. Software/hardware Maintenance
StreetScan Inc.
SCA-Corp (Municipity)
PubWorks
ManageEngine
MailChimp

Access Fees:

AT&T for Nextgen Modems

BlueLink (Captain)

Collect (DOIT)
DMV (Access Fee) Tax Collector
DMV (Access Fee) Assessor

Software Licensing

EDR Carbon Black
Backup Exec (Town Hall)
Backup Exec (Public Safety)
Palo Alto Subscriptions
New Software Purchases
Cott Migration to Cloud
CAI Updates

IT

	<u>Account Description</u>	<u>2024 Actuals</u>	<u>2025 Actuals</u>	<u>2026 Budget</u>	<u>2026 YTD 6/23/26</u>	<u>2027 DEPT.Reg</u>	<u>2027 Mayor</u>	<u>2027 Adopted</u>	<u>% +/-</u>
10440	51023	Director of Information System	\$95,947.82	\$100,081.33	\$105,152.00	\$100,301.94	\$109,120.00	\$109,120.00	
10440	51075	PT Clerical	\$16,596.73	\$23,813.96	\$26,265.00	\$22,259.74	\$26,265.00	\$26,270.00	
10440	51078	Asst IT	\$57,824.00	\$58,080.52	\$66,214.00	\$70,706.85	\$71,845.00	\$71,845.00	
10440	52036	Support/Access Fees	\$133,326.86	\$136,679.54	\$155,000.00	\$153,870.77	\$187,500.00	\$175,000.00	
10440	52054	Hardware	\$57,560.32	\$65,838.86	\$58,560.00	\$57,678.92	\$70,000.00	\$60,000.00	
10440	52055	Maint Agreements	\$44,291.50	\$41,773.47	\$46,200.00	\$42,225.27	\$72,500.00	\$65,000.00	
10440	52056	Int/Cable Services	\$21,736.63	\$21,900.95	\$42,000.00	\$23,094.36	\$46,000.00	\$30,000.00	
10440	52057	Software/Licensing	\$29,059.49	\$27,548.66	\$33,000.00	\$28,621.79	\$44,000.00	\$30,000.00	
10440	52058	Hosting Fees	\$1,213.65	\$1,236.75	\$1,200.00	\$882.95	\$3,350.00	\$2,500.00	
10440	53002	Consulting	\$0.00	\$0.00	\$0.00	\$0.00	\$40,000.00	\$15,000.00	
10440	53004	Training & Conferences	\$0.00	\$2,420.00	\$2,400.00	\$2,150.00	\$2,400.00	\$2,400.00	
10440	53060	Cellular Phone	\$1,016.02	\$983.86	\$1,160.00	\$512.92	\$1,400.00	\$1,100.00	
			<u>\$458,573.02</u>	<u>\$480,357.90</u>	<u>\$537,151.00</u>	<u>\$502,305.51</u>	<u>\$674,380.00</u>	<u>\$588,235.00</u>	<u>9.51%</u>

DEBT SERVICE**CODE: 10450 PRINCIPLE
10460 INTEREST**

Debt Service represents the Town's legal debt obligations, including both principal and interest, to be paid within the fiscal year. Debt incurred by the Town includes, but is not limited to, bond issuances, loans, and equipment lease purchase agreements. In the previous fiscal year, the 2017 Lease Purchase agreement expired and is no longer budgeted. In December 2025, the Town issued the 2025 General Obligation Bond, adding to its debt service obligations. During this fiscal year, the 2013 Restructuring Bond will reach maturity and receive its final payment.

School bus leasing consists of three leases across two accounts. The account ending in 52196 will expire in FY2027–2028. The account ending in 52113 had one lease expire in the previous fiscal year, and the remaining lease will expire during the budgeted fiscal year. The "Lease Purchase" line item represents a 2025 lease-purchase agreement for a Medium Duty Rescue/Fire Truck and equipment.

<u>Account Description</u>			<u>2024 Actuals</u>	<u>2025 Actuals</u>	<u>2026 Budget</u>	<u>2026 YTD 6/23/26</u>	<u>2027 DEPT.Reg</u>	<u>2027 Mayor</u>	<u>2027 Adopted</u>	<u>% +/-</u>
DEBT SERVICE PRINCIPLE										
10450	52109	Lease Purchase	\$0.00	\$0.00	\$136,732.00	\$0.00	\$291,586.00	\$291,586.00	\$291,586.00	
10450	52110	2019 Road Bonding	\$250,000.00	\$250,000.00	\$250,000.00	\$250,000.00	\$250,000.00	\$250,000.00	\$250,000.00	
10450	52111	2017 Lease Purchase	\$76,666.14	\$76,666.14	\$81,859.00	\$76,657.52	\$0.00	\$0.00	\$0.00	
10450	52113	Bus Leasing	\$119,404.96	\$123,583.50	\$127,911.00	\$127,910.73	\$114,865.00	\$114,865.00	\$114,865.00	
10450	52118	2013 Restructuring	\$2,100,000.00	\$535,000.00	\$530,000.00	\$530,000.00	\$525,000.00	\$525,000.00	\$525,000.00	
10450	52119	2021 Road Bonding	\$330,000.00	\$330,000.00	\$330,000.00	\$330,000.00	\$330,000.00	\$330,000.00	\$330,000.00	
10450	52152	2015 Refunding Bond	\$341,000.00	\$336,000.00	\$330,000.00	\$330,000.00	\$324,000.00	\$324,000.00	\$324,000.00	
10450	52182	2012 GO Bond	\$660,000.00	\$680,000.00	\$625,000.00	\$555,000.00	\$500,000.00	\$500,000.00	\$500,000.00	
10450	52196	2024 Bus Lease	\$56,109.96	\$45,991.41	\$48,590.00	\$48,589.12	\$51,336.00	\$51,336.00	\$51,336.00	
10450	52205	2025 GO Bonds	\$0.00	\$0.00	\$0.00	\$0.00	\$535,000.00	\$535,000.00	\$535,000.00	
10450	53210	2023 GO Bonds	\$450,000.00	\$450,000.00	\$450,000.00	\$450,000.00	\$450,000.00	\$450,000.00	\$450,000.00	
			<u>\$4,383,181.06</u>	<u>\$2,827,241.05</u>	<u>\$2,910,092.00</u>	<u>\$2,698,157.37</u>	<u>\$3,371,787.00</u>	<u>\$3,371,787.00</u>	<u>\$3,371,787.00</u>	<u>15.87%</u>

DEBT SERVICE INTEREST										
10460	52109	Lease Purchase	\$0.00	\$0.00	\$0.00	\$30,000.00	\$23,548.00	\$23,548.00	\$23,548.00	
10460	52110	2019 Road Bonding	\$55,000.00	\$42,500.00	\$30,000.00	\$821.27	\$22,500.00	\$22,500.00	\$22,500.00	
10460	52111	2017 Lease Purchase	\$4,063.30	\$2,437.98	\$859.00	\$8,708.27	\$0.00	\$0.00	\$0.00	
10460	52113	Bus Leasing	\$17,214.04	\$13,035.50	\$8,710.00	\$23,700.00	\$4,228.00	\$4,228.00	\$4,228.00	
10460	52118	2013 Restructuring	\$75,237.50	\$39,006.25	\$23,700.00	\$47,850.00	\$7,875.00	\$7,875.00	\$7,875.00	
10460	52119	2021 Road Bonding	\$74,250.00	\$61,050.00	\$47,850.00	\$16,144.71	\$34,650.00	\$34,650.00	\$34,650.00	
10460	52152	2015 Refunding Bond	\$29,709.59	\$22,835.83	\$16,200.00	\$97,237.50	\$9,646.00	\$9,646.00	\$9,646.00	
10460	52182	2012 GO Bond	\$126,487.50	\$111,825.00	\$112,813.00	\$8,710.88	\$97,500.00	\$97,500.00	\$97,500.00	
10460	52196	2024 Bus Lease	\$1,190.04	\$11,308.59	\$8,711.00	\$0.00	\$5,965.00	\$5,965.00	\$5,965.00	
10460	52205	2025 GO Bonds	\$0.00	\$0.00	\$0.00	\$0.00	\$291,425.00	\$291,425.00	\$291,425.00	
10460	53210	2023 GO Bonds	\$0.00	\$0.00	\$231,000.00	\$231,000.00	\$208,500.00	\$208,500.00	\$208,500.00	
			<u>\$383,151.97</u>	<u>\$303,999.15</u>	<u>\$479,843.00</u>	<u>\$464,172.63</u>	<u>\$705,837.00</u>	<u>\$705,837.00</u>	<u>\$705,837.00</u>	<u>47.10%</u>

AUDITOR**CODE: 10470**

An annual independent audit of the Town's financial statements is a statutory requirement. The Town's auditors also assist the Town in compliance with the State and Federal Single Audit requirements, ED001 review, GASB implementation, bonding authorization and various other fiscal matters as needed.

<u>AUDITOR</u>		<u>Account Description</u>	<u>2024 Actuals</u>	<u>2025 Actuals</u>	<u>2026 Budget</u>	<u>2026 YTD 6/23/26</u>	<u>2027 DEPT.Reg</u>	<u>2027 Mayor</u>	<u>2027 Adopted</u>	<u>% +/-</u>
10470	52040	Auditor & Accounting	\$48,789.00	\$22,436.97	\$50,000.00	\$23,849.98	\$35,000.00	\$35,000.00	\$35,000.00	
10470	53002	Consulting Services	\$1,450.00	\$0.00	\$2,000.00	\$0.00	\$2,000.00	\$2,000.00	\$2,000.00	
			<u>\$50,239.00</u>	<u>\$22,436.97</u>	<u>\$52,000.00</u>	<u>\$23,849.98</u>	<u>\$37,000.00</u>	<u>\$37,000.00</u>	<u>\$37,000.00</u>	<u>-28.85%</u>

OTHER**CODE: 10480**

This cost center covers miscellaneous matters including the town's annual contribution to the capital non-recurring fund, contingency for unanticipated matters and the Firefighters relief fund.

The Firefighters relief fund was established by the Town Council to support the Town's volunteer Firefighters. Each qualified Firefighter receives a quarterly stipend in recognition of his service to the Town. GASB regulations require the town to budget for this in the General Fund rather than a separate Fire Fighters Relief Fund. The total annual stipends are anticipated to be \$35,000.

Contingency is funded at \$950,000.

Costs related to settlement matters are funded in this category.

<u>OTHER</u>	<u>Account Description</u>	<u>2024 Actuals</u>	<u>2025 Actuals</u>	<u>2026 Budget</u>	<u>2026 YTD 6/23/26</u>	<u>2027 DEPT.Reg</u>	<u>2027 Mayor</u>	<u>2027 Adopted</u>	<u>% +/-</u>
10480	52047 Litigation/Settlements	\$26,539.68	\$31,809.84	\$15,000.00	\$3,805.29	\$15,000.00	\$15,000.00	\$15,000.00	
10480	52164 Contingency	\$0.00	\$10,000.00	\$150,000.00	\$39,087.00	\$75,000.00	\$100,000.00	\$950,000.00	
10480	52176 Fire Fighters Relief Fund	\$30,793.40	\$31,883.76	\$35,000.00	\$31,994.71	\$35,000.00	\$35,000.00	\$35,000.00	
		<u>\$57,333.08</u>	<u>\$73,693.60</u>	<u>\$200,000.00</u>	<u>\$74,887.00</u>	<u>\$125,000.00</u>	<u>\$150,000.00</u>	<u>\$1,000,000.00</u>	400.00%

TOWN CLERK**CODE: 10560**

The Town Clerk serves as the official record manager for the town maintaining all land records, recorded maps, Boards, Commissions and Council minutes, birth, death and marriage certificates, as well as election and voter records within the town of Montville. The Town Clerk also issues all dog licenses and fish & game licenses. The Town Clerk is responsible for the maintenance and recording of Veteran's Discharges and Trade Name Certificates in the town. The Clerk maintains the listing of current justices of the peace, and registers and certifies notaries as well as fields all FOIA requests received for clerical departments. The Clerk is also the official keeper of the Town Seal.

Personnel funded in this office are The Town Clerk and one full-time Assistant.

Revenue within the office specifically collected for Vital Record sales has increased by nearly \$3,000 from FY 23-24 to FY 24-25 and is expected to remain the same or higher at the close of this fiscal year.

<u>TOWN CLERK</u>		<u>Account Description</u>	<u>2024 Actuals</u>	<u>2025 Actuals</u>	<u>2026 Budget</u>	<u>2026 YTD 6/23/26</u>	<u>2027 DEPT.Reg</u>	<u>2027 Mayor</u>	<u>2027 Adopted</u>	<u>% +/-</u>
10560	51055	Town Clerk	\$155,620.44	\$159,878.11	\$173,340.00	\$170,242.75	\$179,720.00	\$179,720.00	\$179,720.00	
10560	51100	Overtime	\$873.37	\$970.43	\$1,000.00	\$929.22	\$1,000.00	\$1,000.00	\$1,000.00	
10560	52136	Fees (Membership)	\$485.00	\$420.00	\$500.00	\$420.00	\$500.00	\$500.00	\$500.00	
10560	53001	Computer Supplies	\$143.62	\$416.37	\$500.00	\$89.86	\$500.00	\$500.00	\$500.00	
10560	53004	Training & Conferences	\$1,293.00	\$1,505.00	\$1,500.00	\$1,414.00	\$1,500.00	\$1,500.00	\$1,500.00	
10560	53005	Mileage	\$0.00	\$217.00	\$0.00	\$76.44	\$200.00	\$0.00	\$0.00	
10560	53008	Advertising	\$100.00	\$0.00	\$250.00	\$238.96	\$250.00	\$250.00	\$250.00	
10560	53014	Printing	\$0.00	\$151.22	\$150.00	\$150.00	\$150.00	\$150.00	\$150.00	
10560	53019	Misc Supplies	\$94.17	\$234.82	\$300.00	\$85.52	\$300.00	\$300.00	\$300.00	
10560	53021	Equipment Maint & Repair	\$100.00	\$100.00	\$100.00	\$0.00	\$100.00	\$100.00	\$100.00	
10560	53022	Computer Indexing	\$21,013.14	\$20,716.05	\$21,000.00	\$19,832.66	\$21,000.00	\$21,000.00	\$21,000.00	
10560	53023	Land Records Expense	\$479.95	\$2,141.45	\$2,000.00	\$2,199.25	\$2,000.00	\$2,000.00	\$2,000.00	
10560	53029	Maintenance & Upkeep	\$0.00	\$250.00	\$250.00	\$0.00	\$250.00	\$0.00	\$0.00	
10560	54004	Furniture	\$1,975.00	\$0.00	\$0.00	\$0.00	\$0.00	\$0.00	\$0.00	
			<u>\$182,177.69</u>	<u>\$187,000.45</u>	<u>\$200,890.00</u>	<u>\$195,678.66</u>	<u>\$207,470.00</u>	<u>\$207,020.00</u>	<u>\$207,020.00</u>	<u>3.05%</u>

REGISTRARS

CODE: 10570

ELECTION/REFERENDUM

CODE: 10580

The Registrars of Voters are responsible for voter registration in compliance of State and Federal statutes. Additionally, in conjunction with the Town Clerk, the Registrars plan, direct, and provide service for all elections and Referendums. This cost center covers the operation of their office. Polling costs are reflected in the Election/Referendum cost code of 10580.

		<u>Account Description</u>	<u>2024 Actuals</u>	<u>2025 Actuals</u>	<u>2026 Budget</u>	<u>2026 YTD 6/23/26</u>	<u>2027 DEPT.Reg</u>	<u>2027 Mayor</u>	<u>2027 Adopted</u>	<u>% +/-</u>
REGISTRARS										
10570	51014	Registrar Salary	\$45,573.28	\$55,379.31	\$52,674.00	\$53,044.42	\$60,000.00	\$57,000.00	\$57,000.00	
10570	52136	Fees (Membership)	\$170.00	\$170.00	\$200.00	\$170.00	\$200.00	\$200.00	\$200.00	
10570	52169	Annual Canvas	\$60.00	\$0.00	\$400.00	\$0.00	\$200.00	\$200.00	\$200.00	
10570	53004	Training & Conferences	\$2,704.90	\$2,362.65	\$2,500.00	\$4,461.91	\$3,500.00	\$3,000.00	\$3,000.00	
10570	53014	Printing	\$0.00	\$858.21	\$600.00	\$0.00	\$1,000.00	\$600.00	\$600.00	
			<u>\$48,508.18</u>	<u>\$58,770.17</u>	<u>\$56,374.00</u>	<u>\$57,676.33</u>	<u>\$64,900.00</u>	<u>\$61,000.00</u>	<u>\$61,000.00</u>	<u>8.21%</u>
ELECTIONS										
10580	52037	Poll Workers	\$30,861.84	\$34,076.46	\$38,000.00	\$19,722.92	\$38,000.00	\$34,000.00	\$34,000.00	
10580	53014	Printing	\$7,439.91	\$9,020.60	\$10,000.00	\$3,733.94	\$10,000.00	\$8,000.00	\$8,000.00	
10580	53021	Equipment Maint & Repair	\$3,626.66	\$0.00	\$4,000.00	\$0.00	\$6,600.00	\$4,000.00	\$4,000.00	
10580	53052	Office Equipment	\$12,709.87	\$0.00	\$1,500.00	\$0.00	\$1,500.00	\$500.00	\$500.00	
10580	53087	Food/Meals	\$2,843.48	\$2,284.72	\$2,800.00	\$1,836.45	\$3,000.00	\$2,300.00	\$2,300.00	
10580	53207	Programming	\$2,645.00	\$4,043.00	\$4,000.00	\$7,465.50	\$4,200.00	\$4,000.00	\$4,000.00	
			<u>\$60,126.76</u>	<u>\$49,424.78</u>	<u>\$60,300.00</u>	<u>\$32,758.81</u>	<u>\$63,300.00</u>	<u>\$52,800.00</u>	<u>\$52,800.00</u>	<u>-12.44%</u>

LAND USE AND DEVELOPMENT

CODE: 10610

The mission of the Planning Department is to provide staff support to the Planning & Zoning Commission, Inland Wetlands commission, Zoning Board of Appeals, and Economic Development Commission. In addition, the staff works on special projects for the Town Council and other Boards, Commissions and Building Committees. The Department provides inspection services for the Planning and Zoning Commission and the Inland Wetland Commission.

This office employs the Town Planner, an Assistant Town Planner, the Zoning/Wetlands Enforcement Officer and secretary.

<u>LAND USE</u>	<u>Account Description</u>	<u>2024 Actuals</u>	<u>2025 Actuals</u>	<u>2026 Budget</u>	<u>2026 YTD 6/23/26</u>	<u>2027 DEPT.Reg</u>	<u>2027 Mayor</u>	<u>2027 Adopted</u>	<u>% +/-</u>
10610	51003 Town Planner Salary	\$87,901.26	\$20,965.36	\$110,000.00	\$74,606.20	\$118,725.00	\$118,725.00	\$118,725.00	
10610	51016 Secretary Salary	\$44,216.39	\$39,056.06	\$58,740.00	\$39,284.00	\$61,010.00	\$61,010.00	\$61,010.00	
10610	51017 ZEO/WEO	\$44,460.00	\$59,532.84	\$69,280.00	\$70,785.56	\$71,805.00	\$71,805.00	\$71,805.00	
10610	51100 Overtime	\$5,706.10	\$12,614.85	\$5,300.00	\$14,258.11	\$8,000.00	\$8,000.00	\$8,000.00	
10610	51136 Assistant Planner	\$71,468.80	\$72,763.71	\$71,500.00	\$84,154.82	\$86,375.00	\$86,375.00	\$86,375.00	
10610	52136 Fees (Membership)	\$590.28	\$808.00	\$1,560.00	\$1,665.44	\$2,000.00	\$2,000.00	\$2,000.00	
10610	53002 Consulting Services	\$5,300.00	\$0.00	\$5,000.00	\$0.00	\$7,500.00	\$5,000.00	\$5,000.00	
10610	53004 Training & Conferences	\$1,680.00	\$799.72	\$1,800.00	\$470.00	\$2,500.00	\$2,000.00	\$2,000.00	
10610	53008 Advertising	\$5,134.32	\$5,697.85	\$6,000.00	\$7,945.89	\$6,000.00	\$5,700.00	\$5,700.00	
10610	53019 Misc Supplies	\$564.33	\$2,591.36	\$250.00	\$197.10	\$250.00	\$200.00	\$200.00	
10610	53024 Reference Materials	\$0.00	\$0.00	\$250.00	\$0.00	\$250.00	\$0.00	\$0.00	
10610	53300 GIS	\$0.00	\$11,212.50	\$6,000.00	\$1,795.00	\$6,000.00	\$6,000.00	\$6,000.00	
10610	54000 Cell Phone	\$1,237.84	\$704.40	\$800.00	\$1,063.87	\$1,600.00	\$1,800.00	\$1,800.00	
		<u>\$268,259.32</u>	<u>\$226,746.65</u>	<u>\$336,480.00</u>	<u>\$296,225.99</u>	<u>\$372,015.00</u>	<u>\$368,615.00</u>	<u>\$368,615.00</u>	9.55%

ENGINEERING SERVICES**CODE: 10620**

General engineering services supporting the various town departments are housed in this cost center. Engineering costs for Capital projects are charged to the individual projects.

The engineering budget is separated for land use requirements and public works.

	<u>Account Description</u>	<u>2024 Actuals</u>	<u>2025 Actuals</u>	<u>2026 Budget</u>	<u>2026 YTD 6/23/26</u>	<u>2027 DEPT.Reg</u>	<u>2027 Mayor</u>	<u>2027 Adopted</u>	<u>% +/-</u>
ENGINEERING									
10620	52123 Engineering Land Use	\$39,032.50	\$24,887.52	\$40,000.00	\$19,592.50	\$40,000.00	\$40,000.00	\$40,000.00	
10620	52148 Engineering-Other	\$16,275.00	\$34,087.50	\$10,000.00	\$0.00	\$10,000.00	\$25,000.00	\$25,000.00	
10620	52184 Engineering Public Works	\$52,547.50	\$57,362.29	\$50,000.00	\$27,662.00	\$50,000.00	\$50,000.00	\$50,000.00	
		<u>\$107,855.00</u>	<u>\$116,337.31</u>	<u>\$100,000.00</u>	<u>\$47,254.50</u>	<u>\$100,000.00</u>	<u>\$115,000.00</u>	<u>\$115,000.00</u>	15.00%

CONSERVATION COMMISSION**CODE: 10630**

The Conservation Commission is responsible for the development, conservation, supervision, and regulation of natural resources, including water resources, within the Town of Montville.

INLAND WETLANDS**CODE: 10640**

The Inland Wetlands Commission's purpose is to enforce all provisions of the Inland Wetlands and Watercourses Act. Their duty is to provide preservation and protection of wetlands and watercourses from random, unnecessary, undesirable and unregulated uses.

ECONOMIC DEVELOPMENT COMMISSION**CODE: 10650**

The Economic Development Commission is made up of all volunteers. The goal is to encourage development of and retain existing businesses in Montville.

ZONING BOARD OF APPEALS**CODE: 10670**

The Zoning Board of Appeals duties and responsibilities are granted under the Connecticut General Statutes. The ZBA considers all appeals when it is claimed there is an error in order, requirement or decision of the zoning enforcement official. The ZBA also can also authorize a variance from the zoning regulations, which is limited by statute to extraordinary situations. The ZBA also will consider all matters the zoning regulations specifically require the ZBA to hear. The ZBA does not have the authority to enact or change zoning regulations. This power is reserved to the Zoning Commission.

PLANNING AND ZONING COMMISSION**CODE: 10680**

The Planning and Zoning Commission (PZC) focuses upon proactive strategic planning and the balanced administration of the Town's Zoning Regulations. The Commission integrates long range planning initiatives such as the Plan of Conservation and Development with site plan and subdivision reviews; the Commission ensures that all physical growth aligns with Montville's goals and economic growth. The PZC serves as the lead body for streamlining development processes to encourage investment while upholding the legal standards essential to the public interest.

			<u>2024 Actuals</u>	<u>2025 Actuals</u>	<u>2026 Budget</u>	<u>2026 YTD 6/23/26</u>	<u>2027 DEPT.Reg</u>	<u>2027 Mayor</u>	<u>2027 Adopted</u>	<u>% +/-</u>
<u>CONSERVATION COMMISSION</u>										
10630	52136	Fees (membership)	\$0.00	\$0.00	\$65.00	\$0.00	\$65.00	\$0.00	\$0.00	
10630	53004	Training	\$0.00	\$0.00	\$200.00	\$0.00	\$200.00	\$0.00	\$0.00	
10630	53014	Printing	\$0.00	\$0.00	\$125.00	\$0.00	\$125.00	\$0.00	\$0.00	
10630	53019	Misc Supplies	\$94.59	\$0.00	\$1,000.00	\$440.00	\$1,000.00	\$500.00	\$500.00	
			<u>\$94.59</u>	<u>\$0.00</u>	<u>\$1,390.00</u>	<u>\$440.00</u>	<u>\$1,390.00</u>	<u>\$500.00</u>	<u>\$500.00</u>	<u>-64.03%</u>
<u>INLAND WETLANDS</u>										
10640	51016	Secretary Salary	\$824.51	\$1,286.84	\$1,500.00	\$1,794.00	\$1,500.00	\$1,500.00	\$1,500.00	
10640	53004	Training & Conferences	\$188.00	\$180.00	\$250.00	\$75.00	\$250.00	\$250.00	\$250.00	
			<u>\$1,012.51</u>	<u>\$1,466.84</u>	<u>\$1,750.00</u>	<u>\$1,869.00</u>	<u>\$1,750.00</u>	<u>\$1,750.00</u>	<u>\$1,750.00</u>	<u>0.00%</u>
<u>ECONOMIC DEVELOPMENT</u>										
10650	51016	Secretary Salary	\$1,338.26	\$929.50	\$1,700.00	\$1,209.00	\$1,700.00	\$1,700.00	\$1,700.00	
10650	53004	Training & Conferences	\$0.00	\$0.00	\$200.00	\$0.00	\$200.00	\$0.00	\$0.00	
10650	53014	Printing	\$0.00	\$0.00	\$200.00	\$0.00	\$200.00	\$0.00	\$0.00	
10650	53019	Business Resouce Forum	\$0.00	\$0.00	\$200.00	\$0.00	\$200.00	\$0.00	\$0.00	
10650	53024	Reference Materials	\$264.00	\$0.00	\$200.00	\$0.00	\$200.00	\$0.00	\$0.00	
			<u>\$1,602.26</u>	<u>\$929.50</u>	<u>\$2,500.00</u>	<u>\$1,209.00</u>	<u>\$2,500.00</u>	<u>\$1,700.00</u>	<u>\$1,700.00</u>	<u>-32.00%</u>
<u>ZONING BOARD OF APPEALS</u>										
10670	51016	Secretary Salary	\$691.77	\$97.50	\$500.00	\$520.00	\$1,000.00	\$1,000.00	\$1,000.00	
10670	53004	Training & Conferences	\$0.00	\$0.00	\$350.00	\$0.00	\$350.00	\$0.00	\$0.00	
			<u>\$691.77</u>	<u>\$97.50</u>	<u>\$850.00</u>	<u>\$520.00</u>	<u>\$1,350.00</u>	<u>\$1,000.00</u>	<u>\$1,000.00</u>	<u>17.65%</u>
<u>PZC</u>										
10680	51016	Secretary Salary	\$57.08	\$0.00	\$1,200.00	\$851.72	\$1,800.00	\$1,800.00	\$1,800.00	
10680	53004	Training & Conferences	\$0.00	\$235.00	\$500.00	\$0.00	\$500.00	\$250.00	\$250.00	
			<u>\$57.08</u>	<u>\$235.00</u>	<u>\$1,700.00</u>	<u>\$851.72</u>	<u>\$2,300.00</u>	<u>\$2,050.00</u>	<u>\$2,050.00</u>	<u>20.59%</u>

HEALTH

CODE: 10710

The Town's expenditures related to Health are charged to this cost center. The Town is a member of the Uncas Health District and its annual contribution is funded here. It should be noted that by state statute the required contribution to the Health District is based on the Town's population, which includes the prison population.

Additionally the Town's responsibility to fund health services for children attending non-public schools as required by state statute is also accounted for here, as well as payment for vital statistics.

<u>HEALTH</u>			<u>2024 Actuals</u>	<u>2025 Actuals</u>	<u>2026 Budget</u>	<u>2026 YTD 6/23/26</u>	<u>2027 DEPT.Reg</u>	<u>2027 Mayor</u>	<u>2027 Adopted</u>	<u>% +/-</u>
10710	52091	St Bernard Health Service	\$53,752.73	\$66,791.12	\$53,753.00	\$0.00	\$65,000.00	\$53,593.00	\$53,593.00	
10710	52125	Uncas Health Center	\$134,150.28	\$138,030.66	\$138,058.00	\$138,058.50	\$144,200.00	\$144,200.00	\$144,200.00	
			<u>\$187,903.01</u>	<u>\$204,821.78</u>	<u>\$191,811.00</u>	<u>\$138,058.50</u>	<u>\$209,200.00</u>	<u>\$197,793.00</u>	<u>\$197,793.00</u>	<u>3.12%</u>

SOCIAL SERVICES**CODE: 10720**

It is the goal of the Social Services Department to ensure that all needy and indigent residents in the Town of Montville have access to and knowledge of the programs and services available to them. They are dedicated to those facing immediate hardships, crisis, or emergencies and work diligently to ensure they receive the proper assistance, promptly and effectively. It is also the goal of this Department to find innovative ways to raise some of its own funding as supplementary sources of assistance for those in need and offer additional programs to those presently available or recently dissolved by State cuts.

<u>SOCIAL SERVICES</u>		<u>Account Description</u>	<u>2024 Actuals</u>	<u>2025 Actuals</u>	<u>2026 Budget</u>	<u>2026 YTD 6/23/26</u>	<u>2027 DEPT.Reg</u>	<u>2027 Mayor</u>	<u>2027 Adopted</u>	<u>% +/-</u>
10720	51057	Soc.Serv. Secr/Clerk	\$34,508.41	\$46,689.47	\$55,455.00	\$56,904.82	\$57,660.00	\$57,660.00	\$57,660.00	
10720	51075	PT Clerical	\$6,187.50	\$0.00	\$2,000.00	\$0.00	\$15,600.00	\$1,000.00	\$1,000.00	
10720	51100	Overtime	\$578.30	\$815.63	\$800.00	\$1,205.18	\$900.00	\$900.00	\$900.00	
			<u>\$41,274.21</u>	<u>\$47,505.10</u>	<u>\$58,255.00</u>	<u>\$58,110.00</u>	<u>\$74,160.00</u>	<u>\$59,560.00</u>	<u>\$59,560.00</u>	2.24%

RECREATION**CODE: 10730**

The Recreation department provides and administers leisure activities for the Town's residents. The department supports community events and sport leagues through donations. A separate fund has been established for special programs.

This department employs a full time Recreation Director and a full time Secretary.

PARK AND RECREATION COMMISSION**CODE: 10760**

The Parks and Recreation Commission is charged with the management, control and development of the town's parks and recreation facilities. The Commission is additionally responsible for fulfilling the recreational needs of the residents through programs. Operational expenditures for the commission are funded in this cost center.

			<u>2024 Actuals</u>	<u>2025 Actuals</u>	<u>2026 Budget</u>	<u>2026 YTD 6/23/26</u>	<u>2027 DEPT.Reg</u>	<u>2027 Mayor</u>	<u>2027 Adopted</u>	<u>% +/-</u>
RECREATION										
10730	51016	Secretary Salary	\$54,159.20	\$50,033.54	\$58,745.00	\$58,557.41	\$62,705.00	\$62,705.00	\$62,705.00	
10730	51058	Recreation Director	\$88,881.03	\$89,276.24	\$97,675.00	\$93,103.37	\$101,470.00	\$101,470.00	\$101,470.00	
10730	51073	PT Recreation Programs	\$10,589.50	\$9,359.70	\$8,000.00	\$4,727.19	\$8,000.00	\$8,000.00	\$8,000.00	
10730	51074	PT Camp Oakdale	\$122,275.39	\$129,479.28	\$142,831.00	\$98,570.51	\$139,000.00	\$135,000.00	\$135,000.00	
10730	51100	Overtime	\$54.92	\$538.48	\$0.00	\$0.00	\$55.00	\$0.00	\$0.00	
10730	52007	Rec Holiday Parade	\$982.21	\$1,216.91	\$1,500.00	\$1,064.90	\$1,200.00	\$1,200.00	\$1,200.00	
10730	52136	Fees (Membership)	\$120.00	\$120.00	\$240.00	\$280.79	\$120.00	\$120.00	\$120.00	
10730	53004	Training & Conferences	\$475.00	\$440.00	\$475.00	\$425.00	\$425.00	\$425.00	\$425.00	
10730	53008	Advertising	\$135.00	\$277.50	\$500.00	\$0.00	\$600.00	\$300.00	\$300.00	
10730	53014	Printing	\$475.48	\$504.20	\$475.00	\$222.68	\$600.00	\$500.00	\$500.00	
10730	53033	Signage/Banners	\$150.00	\$1,690.00	\$1,500.00	\$510.00	\$1,800.00	\$1,000.00	\$1,000.00	
10730	53038	Programs	\$7,593.50	\$8,960.69	\$8,200.00	\$7,909.23	\$7,500.00	\$7,500.00	\$7,500.00	
10730	53041	Safety Equipment	\$218.40	\$308.00	\$400.00	\$125.45	\$600.00	\$350.00	\$350.00	
10730	53053	Fair Oaks/Camp Oak Refunds	\$4,122.00	\$5,300.50	\$3,000.00	\$3,175.00	\$3,200.00	\$0.00	\$0.00	
10730	53070	Summer Camp Programs	\$18,466.00	\$21,478.69	\$23,000.00	\$24,802.33	\$21,500.00	\$21,500.00	\$21,500.00	
10730	53085	Summer Program Transport	\$8,000.00	\$8,500.00	\$8,500.00	\$5,498.40	\$6,500.00	\$6,500.00	\$6,500.00	
10730	53114	BASKETBALL REFEREES	\$3,328.00	\$2,662.00	\$4,200.00	\$3,900.00	\$3,600.00	\$3,400.00	\$3,400.00	
10730	54000	Equipment	\$1,143.80	\$2,680.90	\$2,000.00	\$695.89	\$3,000.00	\$1,000.00	\$1,000.00	
			<u>\$321,169.43</u>	<u>\$332,826.63</u>	<u>\$361,241.00</u>	<u>\$303,568.15</u>	<u>\$361,875.00</u>	<u>\$350,970.00</u>	<u>\$350,970.00</u>	<u>-2.84%</u>
P&R COMMISSION										
10760	51016	Secretary Salary	\$1,788.59	\$1,821.16	\$1,800.00	\$1,300.00	\$1,800.00	\$1,800.00	\$1,800.00	0.00%

SENIOR CENTER**CODE: 10740**

It is the goal of the Senior Services Department to ensure a high quality of life for our senior citizen population in the Town of Montville and that all of our seniors have access to and knowledge of programs and services available to them through either private or governmental resources. It is also the goal of this department to continue to raise some of its own funding as a means to increase its level of programs and activities provided to our elderly, which in turn provides numerous benefits (social, mental, physical, etc.) while increasing utilization of the senior center. It is imperative our senior services department continues to provide the services needed and necessary to accommodate the ever-increasing senior population and the present and changing needs of our elderly population.

<u>SENIOR CENTER</u>		<u>Account Description</u>	<u>2024 Actuals</u>	<u>2025 Actuals</u>	<u>2026 Budget</u>	<u>2026 YTD 6/23/26</u>	<u>2027 DEPT.Reg</u>	<u>2027 Mayor</u>	<u>2027 Adopted</u>	<u>% +/-</u>
10740	51015	Sr. Center Director Salary	\$85,552.93	\$89,465.06	\$94,155.00	\$89,812.37	\$97,870.00	\$97,870.00	\$97,870.00	
10740	51016	Secretary Salary	\$47,673.57	\$60,168.54	\$55,455.00	\$64,017.73	\$57,660.00	\$57,660.00	\$57,660.00	
10740	51019	Bus Driver Salary	\$53,435.26	\$56,196.23	\$58,800.00	\$53,971.63	\$59,760.00	\$59,760.00	\$59,760.00	
10740	51024	Kitchen Site Server	\$12,343.91	\$10,838.00	\$13,500.00	\$12,636.22	\$20,125.00	\$15,000.00	\$15,000.00	
10740	51100	Overtime	\$1,005.62	\$679.01	\$800.00	\$258.28	\$1,000.00	\$700.00	\$700.00	
10740	51207	PT Program	\$0.00	\$0.00	\$25,350.00	\$10,168.75	\$52,890.00	\$22,000.00	\$22,000.00	
10740	52000	Electricity	\$36,231.02	\$34,618.50	\$34,000.00	\$50,077.99	\$36,000.00	\$36,000.00	\$36,000.00	
10740	52011	Building Maintenance	\$211.35	\$762.67	\$1,000.00	\$1,316.75	\$1,000.00	\$800.00	\$800.00	
10740	52079	Condemnation Relocation	\$0.00	\$2,613.28	\$2,500.00	\$1,800.00	\$2,500.00	\$2,500.00	\$2,500.00	
10740	52128	Water & Sewer Assessments	\$1,721.33	\$1,999.70	\$1,500.00	\$3,363.82	\$2,300.00	\$2,300.00	\$2,300.00	
10740	52131	Massage Therapy	\$5,000.00	\$7,225.00	\$6,000.00	\$4,975.00	\$7,000.00	\$6,000.00	\$6,000.00	
10740	52136	Fees (Membership)	\$481.99	\$1,500.31	\$1,500.00	\$1,549.87	\$2,500.00	\$1,500.00	\$1,500.00	
10740	53004	Training & Conferences	\$201.89	\$0.00	\$400.00	\$0.00	\$400.00	\$200.00	\$200.00	
10740	53005	Mileage	\$0.00	\$371.00	\$600.00	\$0.00	\$600.00	\$300.00	\$300.00	
10740	53008	Advertising	\$0.00	\$0.00	\$200.00	\$0.00	\$400.00	\$0.00	\$0.00	
10740	53014	Printing	\$55.00	\$940.35	\$350.00	\$358.69	\$400.00	\$350.00	\$350.00	
10740	53015	Uniforms	\$54.98	\$150.00	\$500.00	\$0.00	\$500.00	\$500.00	\$500.00	
10740	53019	Misc Supplies	\$590.04	\$1,507.50	\$1,200.00	\$916.29	\$2,000.00	\$1,000.00	\$1,000.00	
10740	53029	Maintenance & Upkeep	\$5,796.05	\$5,969.31	\$3,000.00	\$2,841.32	\$6,000.00	\$2,500.00	\$2,500.00	
10740	53038	Programs	\$15,583.11	\$12,800.00	\$12,000.00	\$21,664.12	\$15,000.00	\$13,000.00	\$13,000.00	
			<u>\$265,938.05</u>	<u>\$287,804.46</u>	<u>\$312,810.00</u>	<u>\$319,728.83</u>	<u>\$365,905.00</u>	<u>\$319,940.00</u>	<u>\$319,940.00</u>	<u>2.28%</u>

YOUTH SERVICES

CODE: 10750

The Montville Youth Service Bureau is committed to broaden the experience, strengthen the values and skills, encourage the learning process, and provide support and access to resources within both our agency and the extended community, for the youth and families of Montville.

<u>YOUTH SERVICES</u>		<u>Account Description</u>	<u>2024 Actuals</u>	<u>2025 Actuals</u>	<u>2026 Budget</u>	<u>2026 YTD 6/23/26</u>	<u>2027 DEPT.Reg</u>	<u>2027 Mayor</u>	<u>2027 Adopted</u>	<u>% +/-</u>
10750	51005	Youth Svcs Coord Salary	\$72,498.39	\$76,126.46	\$80,350.00	\$76,641.30	\$83,740.00	\$83,740.00	\$83,740.00	
10750	51016	Secretary Salary	\$53,372.82	\$53,601.89	\$61,500.00	\$63,214.40	\$63,840.00	\$63,840.00	\$63,840.00	
10750	51073	Part time Youth Workers	\$41,964.45	\$47,258.55	\$50,000.00	\$53,643.80	\$50,000.00	\$50,000.00	\$50,000.00	
10750	51077	Program Developer	\$55,765.14	\$56,003.61	\$64,030.00	\$65,740.78	\$66,440.00	\$66,440.00	\$66,440.00	
10750	51100	Overtime	\$2,109.58	\$2,145.31	\$2,000.00	\$1,641.94	\$2,000.00	\$2,000.00	\$2,000.00	
10750	52136	Fees (Membership)	\$0.00	\$574.75	\$750.00	\$744.65	\$750.00	\$750.00	\$750.00	
10750	52146	DMHAS Expense	\$4,152.79	\$4,134.01	\$4,153.00	\$3,433.25	\$4,155.00	\$4,155.00	\$4,155.00	
10750	52159	Family Counseling	\$14,000.00	\$13,846.25	\$16,000.00	\$16,000.00	\$16,000.00	\$16,000.00	\$16,000.00	
10750	53004	Training & Conferences	\$410.00	\$0.00	\$500.00	\$225.00	\$500.00	\$500.00	\$500.00	
10750	53019	Misc Supplies	\$127.83	\$0.00	\$250.00	\$0.00	\$250.00	\$0.00	\$0.00	
10750	53038	Programs	\$8,082.82	\$15,364.52	\$13,000.00	\$9,578.79	\$13,000.00	\$13,000.00	\$13,000.00	
			<u>\$252,483.82</u>	<u>\$269,055.35</u>	<u>\$292,533.00</u>	<u>\$290,863.91</u>	<u>\$300,675.00</u>	<u>\$300,425.00</u>	<u>\$300,425.00</u>	<u>2.70%</u>

MONTVILLE COMMUNITY CENTER

CODE: 10770

The Town has funded the Montville Community Center budget based on current activity. The Youth Center is located at this facility.

<u>Account Description</u>			<u>2024 Actuals</u>	<u>2025 Actuals</u>	<u>2026 Budget</u>	<u>2026 YTD 6/23/26</u>	<u>2027 DEPT.Reg</u>	<u>2027 Mayor</u>	<u>2027 Adopted</u>	<u>% +/-</u>
COMMUNITY CENTER										
10770	52000	Electricity	\$9,494.10	\$12,164.35	\$10,000.00	\$9,112.01	\$12,000.00	\$12,000.00	\$12,000.00	
10770	52005	Fuel Oil	\$28,189.67	\$24,229.50	\$23,000.00	\$28,961.28	\$25,000.00	\$25,000.00	\$25,000.00	
10770	52011	Building Maintenance	\$902.18	\$963.78	\$1,400.00	\$877.62	\$1,000.00	\$1,000.00	\$1,000.00	
10770	52128	Water & Sewer Charges	\$1,719.42	\$2,543.29	\$1,400.00	\$2,754.55	\$2,500.00	\$2,500.00	\$2,500.00	
			<u>\$40,305.37</u>	<u>\$39,900.92</u>	<u>\$35,800.00</u>	<u>\$41,705.46</u>	<u>\$40,500.00</u>	<u>\$40,500.00</u>	<u>\$40,500.00</u>	<u>13.13%</u>

EMERGENCY MANAGEMENT

CODE: 10810

Emergency Management ensures the public's well being and safety during emergencies and disasters. This department is responsible for the requirements of Title 28 of the Connecticut General Statutes with respect to emergency management of all disasters and emergency situations that may occur within the Town of Montville.

The Town's Fire Marshal and his support staff supervise this cost center. Partial funding is provided through the Federal Government by an Emergency Management Assistance grant.

<u>EMERGENCY MGMT</u>		<u>Account Description</u>	<u>2024 Actuals</u>	<u>2025 Actuals</u>	<u>2026 Budget</u>	<u>2026 YTD 6/23/26</u>	<u>2027 DEPT.Reg</u>	<u>2027 Mayor</u>	<u>2027 Adopted</u>	<u>% +/-</u>
10810	51006	Fire Marshal Salary	\$44,862.80	\$46,617.33	\$49,080.00	\$22,341.09	\$50,980.00	\$50,980.00	\$50,980.00	
10810	51016	Secretary Salary	\$22,765.35	\$25,393.14	\$30,078.00	\$30,455.79	\$31,230.00	\$31,230.00	\$31,230.00	
10810	51134	Deputy Fire Marshal	\$33,780.19	\$37,629.85	\$36,988.00	\$33,768.14	\$40,875.00	\$40,875.00	\$40,875.00	
10810	52120	Millstone Drill Expenses	\$12,203.32	\$12,757.04	\$12,000.00	\$9,111.69	\$12,000.00	\$12,000.00	\$12,000.00	
10810	53004	Training & Conferences	\$0.00	\$0.00	\$800.00	\$850.00	\$800.00	\$800.00	\$800.00	
10810	53015	Uniforms	\$0.00	\$592.52	\$600.00	\$348.99	\$600.00	\$600.00	\$600.00	
10810	53019	Misc Supplies	\$161.50	\$182.97	\$500.00	\$572.03	\$500.00	\$500.00	\$500.00	
10810	53021	Equipment Maint & Repair	\$4,266.99	\$0.00	\$750.00	\$970.51	\$750.00	\$750.00	\$750.00	
10810	53024	Reference Materials			\$500.00	\$593.40	\$500.00	\$0.00	\$0.00	
10810	53052	Office Equipment	\$105.65	\$241.86	\$250.00	\$220.75	\$250.00	\$250.00	\$250.00	
10810	54028	OCV	\$10,287.61	\$6,445.00	\$0.00	\$0.00	\$0.00	\$6,000.00	\$6,000.00	
			<u>\$128,433.41</u>	<u>\$129,859.71</u>	<u>\$131,546.00</u>	<u>\$99,232.39</u>	<u>\$138,485.00</u>	<u>\$143,985.00</u>	<u>\$143,985.00</u>	<u>9.46%</u>

POLICE DEPARTMENT

CODE: 10820

The Montville Police Department has continued to grow as an independent Police Department, under the direction of Chief Wilfred Blanchette III. The department continues to maintain its Tier III Accreditation Certification and fulfill all mandated state requirements.

All full and part time personnel are thoroughly trained and certified, meeting all the requirements of the Police Officer Standards and Training Council as well as Section 7-294d of the Connecticut General Statutes and thus authorized to serve as Police Officers in the State of Connecticut.

The mission of the Montville Police Department is to serve the public in a professional manner. We take on the responsibility of making our community safe for all those that live, work or pass through here. We also strive to make our roads safe for motorists and pedestrians alike. It is our responsibility to work with other agencies and with the public we serve and treat everyone with respect and dignity.

<u>POLICE</u>		<u>Account Description</u>	<u>2024 Actuals</u>	<u>2025 Actuals</u>	<u>2026 Budget</u>	<u>2026 YTD 6/23/26</u>	<u>2027 DEPT.Reg</u>	<u>2027 Mayor</u>	<u>2027 Adopted</u>	<u>% +/-</u>
10820	51016	Secretary Salary	\$106,822.58	\$107,466.28	\$122,995.00	\$127,110.74	\$127,675.00	\$127,675.00	\$127,675.00	
10820	51030	Chief of Police	\$120,000.40	\$124,663.38	\$125,135.00	\$124,572.38	\$135,145.00	\$135,145.00	\$135,145.00	
10820	51040	Police Salaries	\$2,253,800.81	\$2,475,898.31	\$2,504,300.00	\$2,523,587.53	\$2,705,025.00	\$2,705,025.00	\$2,705,025.00	
10820	51075	PT Clerical	\$14,240.00	\$15,892.70	\$13,000.00	\$12,740.63	\$16,000.00	\$16,000.00	\$16,000.00	
10820	51100	Overtime	\$582,573.68	\$589,252.34	\$400,000.00	\$706,396.40	\$550,000.00	\$550,000.00	\$650,000.00	
10820	51105	Special Events	\$22,251.39	\$20,142.89	\$20,000.00	\$7,912.42	\$20,000.00	\$20,000.00	\$20,000.00	
10820	51106	Overtime-Grants	\$104,190.91	\$103,603.13	\$0.00	\$51,873.94	\$0.00	\$0.00	\$0.00	
10820	52183	K-9 Expense	\$179.56	\$906.94	\$1,000.00	\$1,165.85	\$1,500.00	\$500.00	\$1,500.00	
10820	53004	Training & Conferences	\$34,225.40	\$37,375.56	\$30,000.00	\$26,873.18	\$30,000.00	\$30,000.00	\$30,000.00	
10820	53015	Uniforms	\$23,848.26	\$17,113.10	\$18,000.00	\$15,856.27	\$18,000.00	\$23,500.00	\$23,500.00	
10820	48005	Tuition reimbursement	\$0.00	\$0.00	\$0.00	\$0.00	\$3,000.00	\$3,000.00	\$3,000.00	
10820	53019	Misc Supplies	\$2,437.64	\$2,276.93	\$2,500.00	\$2,328.39	\$2,500.00	\$2,500.00	\$2,500.00	
10820	53021	Equipment Maint & Repair	\$4,453.49	\$3,779.61	\$4,000.00	\$2,581.40	\$4,000.00	\$4,000.00	\$4,000.00	
10820	53024	Reference Materials	\$2,798.88	\$2,973.42	\$2,500.00	\$2,480.32	\$2,500.00	\$2,500.00	\$2,500.00	
10820	53028	Law Enforcement Programs	\$1,077.75	\$13,008.52	\$25,000.00	\$25,420.13	\$28,400.00	\$28,400.00	\$28,400.00	
10820	53030	Radio Repairs	\$1,998.50	\$709.00	\$1,700.00	\$1,597.99	\$2,000.00	\$1,700.00	\$1,700.00	
10820	53032	Weapons & Ammunition	\$20,038.87	\$22,911.44	\$18,000.00	\$17,789.70	\$20,000.00	\$19,000.00	\$19,000.00	
10820	53043	Vehicle Supplies	\$691.80	\$417.78	\$1,000.00	\$120.61	\$1,000.00	\$500.00	\$500.00	
10820	53050	Physicals	\$4,833.00	\$7,143.00	\$7,000.00	\$10,462.00	\$7,000.00	\$7,000.00	\$7,000.00	
10820	53059	Digital Supplies	\$552.83	\$490.31	\$500.00	\$654.12	\$500.00	\$500.00	\$500.00	
10820	53060	Cellular Phone	\$5,748.96	\$5,866.99	\$5,000.00	\$4,615.90	\$5,500.00	\$5,500.00	\$5,500.00	
10820	53088	Boat Maintenance	\$853.84	\$718.65	\$1,000.00	\$635.19	\$1,000.00	\$1,000.00	\$1,000.00	
10820	53301	DARE Supplies	\$0.00	\$3,122.71	\$4,000.00	\$2,439.53	\$4,000.00	\$3,000.00	\$3,000.00	
10820	54000	Equipment	\$17,102.59	\$19,220.88	\$18,000.00	\$6,781.86	\$18,000.00	\$15,000.00	\$15,000.00	
			<u>\$3,324,721.14</u>	<u>\$3,574,953.87</u>	<u>\$3,324,630.00</u>	<u>\$3,675,996.48</u>	<u>\$3,702,745.00</u>	<u>\$3,701,445.00</u>	<u>\$3,802,445.00</u>	<u>14.37%</u>

FIRE MARSHAL

CODE: 10830

The Montville Fire Marshal's Office is responsible for implementation and enforcement of Chapter 541, (29-291 – 29-415) of the Connecticut General Statutes, with a focus on section 29-305 that mandates annual inspections of every occupancy with the exception of one and two family dwelling units. In addition to inspections, the office is responsible for:

- 1) The investigation of all fires
- 2) The review of plans for new construction and renovations of all buildings except one and two family dwelling units for fire code compliance.
- 3) The issuance of permits for open burning and for the use, storage and transportation of explosives
- 4) Enforcement of fireworks regulations
- 5) Inspections and issuance of permits for hazardous transportation vehicles such as oil and propane trucks
- 6) Maintenance of the town's hazardous materials plan
- 7) Maintenance of inspection records, investigation reports and permit files
- 8) Preparation of the annual operational budgets for the dispatch center, firefighters, fire marshal and emergency management.

The Fire Marshal is the supervisor for the career and part-time firefighters and Dispatch personnel.

<u>FIRE MARSHAL</u>		<u>Account Description</u>	<u>2024 Actuals</u>	<u>2025 Actuals</u>	<u>2026 Budget</u>	<u>2026 YTD 6/23/26</u>	<u>2027 DEPT.Reg</u>	<u>2027 Mayor</u>	<u>2027 Adopted</u>	<u>% +/-</u>
10830	51006	Fire Marshal Salary	\$46,865.44	\$49,705.83	\$49,080.00	\$25,300.05	\$50,980.00	\$50,980.00	\$50,980.00	
10830	51016	Secretary Salary	\$22,960.71	\$25,698.39	\$30,078.00	\$31,497.75	\$31,230.00	\$31,230.00	\$31,230.00	
10830	51134	Deputy Fire Marshal	\$34,200.23	\$37,630.28	\$36,988.00	\$38,090.44	\$40,875.00	\$40,875.00	\$40,875.00	
10830	52200	ESO Inspection Software	\$0.00	\$8,580.57	\$8,500.00	\$8,838.00	\$8,840.00	\$8,840.00	\$8,840.00	
10830	53004	Training & Conferences	\$410.00	\$888.00	\$500.00	\$485.00	\$1,000.00	\$1,000.00	\$1,000.00	
10830	53015	Uniforms	\$127.66	\$1,027.15	\$1,000.00	\$263.84	\$1,500.00	\$1,000.00	\$1,000.00	
10830	53019	Misc Supplies	\$0.00	\$335.11	\$400.00	\$273.13	\$500.00	\$300.00	\$300.00	
10830	53021	Equipment Maint & Repair	\$710.00	\$1,279.98	\$1,000.00	\$1,312.46	\$1,500.00	\$1,000.00	\$1,000.00	
10830	53024	Reference Materials	\$2,366.76	\$163.65	\$1,500.00	\$50.00	\$2,200.00	\$1,000.00	\$1,000.00	
10830	53025	Inspection Supplies	\$8,330.65	\$289.66	\$500.00	\$245.67	\$3,600.00	\$2,600.00	\$500.00	
10830	53038	Fire Prev.Program Supplies	\$212.00	\$2,687.00	\$3,500.00	\$3,517.03	\$3,600.00	\$3,000.00	\$3,000.00	
10830	53052	Office Equipment	\$363.99	\$214.65	\$250.00	\$99.89	\$250.00	\$0.00	\$0.00	
10830	53060	Cellular Phone	\$840.00	\$840.00	\$840.00	\$817.57	\$1,360.00	\$1,360.00	\$1,360.00	
			<u>\$117,387.44</u>	<u>\$129,340.27</u>	<u>\$134,136.00</u>	<u>\$110,790.83</u>	<u>\$147,435.00</u>	<u>\$143,185.00</u>	<u>\$141,085.00</u>	<u>5.18%</u>

ANIMAL CONTROL

CODE: 10850

The Animal Control Officer is responsible for the administration and enforcement of laws relating to dogs and other domestic animals.

Personnel includes a full time Animal Control Officer and three part-time Assistant Animal Control Officers.

The Animal Control Officers provide services to the Town of Montville, Town of Salem, Town of Colchester, Town of Bozrah and the Mohegan Tribal Nation.

<u>ANIMAL CONTROL</u>		<u>Account Description</u>	<u>2024 Actuals</u>	<u>2025 Actuals</u>	<u>2026 Budget</u>	<u>2026 YTD 6/23/26</u>	<u>2027 DEPT.Reg</u>	<u>2027 Mayor</u>	<u>2027 Adopted</u>	<u>% +/-</u>
10850	51017	Assistant's Salary	\$30,752.61	\$32,053.26	\$35,000.00	\$40,460.27	\$70,000.00	\$65,000.00	\$65,000.00	
10850	52000	Electricity	\$0.00	\$0.00	\$0.00	\$0.00	\$25,000.00	\$25,000.00	\$25,000.00	
10850	52013	Propane	\$435.19	\$1,200.60	\$2,000.00	\$555.34	\$2,500.00	\$1,000.00	\$1,000.00	
10850	52128	Water & Sewer Assessments	\$352.00	\$656.00	\$500.00	\$0.00	\$1,200.00	\$1,200.00	\$1,200.00	
10850	53004	Training & Conferences	\$324.96	\$260.00	\$300.00	\$55.00	\$300.00	\$300.00	\$300.00	
10850	53008	Advertising	\$88.00	\$1,002.93	\$300.00	\$331.25	\$500.00	\$500.00	\$500.00	
10850	53015	Uniforms	\$634.57	\$478.45	\$800.00	\$327.97	\$800.00	\$550.00	\$550.00	
10850	53019	Misc Supplies	\$458.58	\$920.73	\$700.00	\$663.18	\$700.00	\$700.00	\$700.00	
10850	53041	Safety Equipment	\$643.08	\$2,956.10	\$500.00	\$467.86	\$500.00	\$500.00	\$500.00	
10850	53060	Cellular Phone	\$1,348.53	\$1,213.96	\$1,000.00	\$1,025.84	\$1,000.00	\$0.00	\$0.00	
10850	53061	State Licences	\$490.98	\$473.00	\$450.00	\$325.91	\$450.00	\$450.00	\$450.00	
10850	53062	Vet Fees	\$3,779.29	\$2,441.42	\$4,000.00	\$3,332.61	\$4,000.00	\$4,000.00	\$4,000.00	
			<u>\$39,307.79</u>	<u>\$43,656.45</u>	<u>\$45,550.00</u>	<u>\$47,545.23</u>	<u>\$106,950.00</u>	<u>\$99,200.00</u>	<u>\$99,200.00</u>	<u>117.78%</u>

PUBLIC SAFETY COMMISSION

CODE: 10860

The Town Charter authorizes the Public Safety Commission to develop, coordinate and maintain the department of Public Safety, which consists of the Police department, Resident State Trooper, Fire department, Fire Marshal, Dispatch, Dog Warden, Civil Defense and the Building Department. Operational costs of the commission are housed within this cost center.

<u>PUBLIC SAFETY COMMISSION</u>		<u>Account Description</u>	<u>2024 Actuals</u>	<u>2025 Actuals</u>	<u>2026 Budget</u>	<u>2026 YTD 6/23/26</u>	<u>2027 DEPT.Reg</u>	<u>2027 Mayor</u>	<u>2027 Adopted</u>	<u>% +/-</u>
10860	51016	Secretary Salary	\$2,093.00	\$2,077.21	\$2,000.00	\$1,032.20	\$2,000.00	\$2,000.00	\$2,000.00	0.00%

DISPATCH**CODE: 10870**

The Montville Emergency Communications Center currently employs eight full-time Dispatchers, to support Police, Fire, and EMS emergencies. The Montville Dispatch Center is the backup Dispatch Center for the Town of East Lyme. This office operates 24 hours a day seven days a week.

Dispatch provides a professional service answering point for the Montville 911 system. It also provides monitoring services for fire and burglar alarms for Town Buildings and Businesses within the Town.

<u>DISPATCH</u>	<u>Account Description</u>	<u>2024 Actuals</u>	<u>2025 Actuals</u>	<u>2026 Budget</u>	<u>2026 YTD 6/23/26</u>	<u>2027 DEPT.Reg</u>	<u>2027 Mayor</u>	<u>2027 Adopted</u>	<u>% +/-</u>
10870	51044 Dispatchers' Salaries	\$540,069.23	\$571,385.33	\$617,460.00	\$585,433.70	\$644,905.00	\$644,905.00	\$644,905.00	
10870	51070 PT Dispatchers' Salaries	\$2,021.44	\$3,719.34	\$0.00	\$690.50	\$8,000.00	\$8,000.00	\$8,000.00	
10870	51100 Overtime	\$230,491.05	\$282,071.68	\$180,000.00	\$268,955.86	\$300,000.00	\$270,000.00	\$260,000.00	
10870	53004 Training & Conferences	\$2,374.80	\$4,976.28	\$5,000.00	\$950.00	\$3,000.00	\$3,000.00	\$3,000.00	
10870	53015 Uniforms	\$2,179.14	\$3,090.35	\$2,000.00	\$243.96	\$2,000.00	\$2,000.00	\$2,000.00	
10870	53019 Misc Supplies			\$250.00	\$0.00	\$250.00	\$0.00	\$0.00	
10870	53029 Maintenance & Upkeep	\$401.09	\$0.00	\$26,700.00	\$25,085.50	\$30,000.00	\$26,000.00	\$30,000.00	
10870	53030 Radio Repairs	\$2,255.00	\$747.70	\$2,000.00	\$1,155.00	\$6,000.00	\$3,000.00	\$3,000.00	
10870	53052 Office Equipment	\$0.00	\$39.77	\$500.00	\$266.66	\$7,000.00	\$3,500.00	\$3,500.00	
		<u>\$779,791.75</u>	<u>\$866,030.45</u>	<u>\$833,910.00</u>	<u>\$882,781.18</u>	<u>\$1,001,155.00</u>	<u>\$960,405.00</u>	<u>\$954,405.00</u>	<u>14.45%</u>

FIRE PROTECTION**CODE: 10880**

The firefighting force are career Firefighters who supplement the volunteer Firefighters and Emergency Medical Service force. This allows for a quicker response times to emergencies. Some of the services include response to fires, rescue calls, motor vehicle accidents, ambulance calls, hazardous material incidents, and other calls that fall under the jurisdiction of the Fire Departments.

FIRE

	<u>Account Description</u>	<u>2024 Actuals</u>	<u>2025 Actuals</u>	<u>2026 Budget</u>	<u>2026 YTD 6/23/26</u>	<u>2027 DEPT.Reg</u>	<u>2027 Mayor</u>	<u>2027 Adopted</u>	<u>% +/-</u>	
10880	51045	Firemen Salaries	\$898,871.09	\$1,045,377.41	\$1,095,035.00	\$1,063,093.51	\$1,440,600.00	\$1,325,600.00	\$1,325,600.00	
10880	51100	Overtime	\$425,288.31	\$306,806.96	\$100,000.00	\$231,823.87	\$250,000.00	\$100,000.00	\$200,000.00	
10880	52060	Chesterfield Firehouse	\$96,542.00	\$99,435.00	\$103,000.00	\$103,000.00	\$103,000.00	\$100,000.00	\$100,000.00	
10880	52061	Mohegan Firehouse	\$96,542.04	\$99,390.00	\$103,000.00	\$103,000.00	\$103,000.00	\$100,000.00	\$100,000.00	
10880	52062	Montville Firehouse	\$96,542.00	\$99,435.00	\$103,000.00	\$103,000.00	\$103,000.00	\$100,000.00	\$100,000.00	
10880	52063	Oakdale Firehouse	\$96,542.00	\$99,435.00	\$103,000.00	\$103,000.00	\$103,000.00	\$100,000.00	\$100,000.00	
10880	53004	Training & Conferences	\$1,729.99	\$3,250.00	\$3,000.00	\$3,690.00	\$10,000.00	\$7,050.00	\$7,050.00	
10880	53015	Uniforms	\$8,885.31	\$8,003.57	\$8,000.00	\$7,206.73	\$10,000.00	\$9,000.00	\$9,000.00	
10880	53016	Contract Uniform Allowance	\$2,100.00	\$2,712.50	\$3,000.00	\$2,250.00	\$3,000.00	\$3,000.00	\$3,000.00	
10880	53019	Misc Supplies	\$0.00	\$1,525.46	\$1,000.00	\$927.09	\$1,000.00	\$800.00	\$800.00	
10880	53021	Equipment Maint & Repair	\$92,102.38	\$93,204.39	\$70,000.00	\$58,692.22	\$70,000.00	\$70,000.00	\$70,000.00	
10880	53050	Physicals	\$7,865.00	\$9,605.00	\$8,000.00	\$6,140.00	\$8,000.00	\$13,980.00	\$13,980.00	
10880	53069	Medical Waste Removal	\$0.00	\$724.66	\$750.00	\$753.41	\$775.00	\$775.00	\$775.00	
			<u>\$1,823,010.12</u>	<u>\$1,868,904.95</u>	<u>\$1,700,785.00</u>	<u>\$1,786,576.83</u>	<u>\$2,205,375.00</u>	<u>\$1,930,205.00</u>	<u>\$2,030,205.00</u>	<u>19.37%</u>

PUBLIC SAFETY BUILDING

CODE: 10890

Costs associated with the maintenance and operations of the Public Safety building are accounted in this budget.

PUBLIC SAFETY BUILDING			<u>2024 Actuals</u>	<u>2025 Actuals</u>	<u>2026 Budget</u>	<u>2026 YTD 6/23/26</u>	<u>2027 DEPT.Reg</u>	<u>2027 Mayor</u>	<u>2027 Adopted</u>	<u>% +/-</u>
10890	52000	Electricity	\$52,947.93	\$69,845.12	\$55,000.00	\$56,371.17	\$55,000.00	\$60,000.00	\$60,000.00	
10890	52011	Building Maintenance	\$9,498.86	\$8,294.08	\$7,000.00	\$9,369.83	\$9,000.00	\$8,000.00	\$8,000.00	
10890	52013	Natural Gas	\$13,521.55	\$15,739.13	\$13,000.00	\$13,866.99	\$16,000.00	\$16,000.00	\$16,000.00	
10890	52128	Water & Sewer Charges	\$5,333.29	\$5,070.56	\$3,600.00	\$6,876.20	\$5,000.00	\$5,000.00	\$5,000.00	
10890	53019	Misc Supplies	\$250.65	\$89.60	\$200.00	\$125.94	\$200.00	\$200.00	\$200.00	
10890	53021	Equipment Maint & Repair	\$0.00	\$496.24	\$300.00	\$31.49	\$300.00	\$300.00	\$300.00	
			\$81,552.28	\$99,534.73	\$79,100.00	\$86,641.62	\$85,500.00	\$89,500.00	\$89,500.00	13.15%

PUBLIC WORKS

CODE: 10910

The Public Works department is responsible for the maintenance of Montville's 116 miles of roads, including drainage improvements. Funding provides for sweeping, mowing, drainage, catch basin cleaning and repairs. This cost center also includes the cost for street lighting and associated repairs. Maintenance and upkeep for Town buildings are also housed in this budget.

<u>PUBLIC WORKS</u>		<u>Account Description</u>	<u>2024 Actuals</u>	<u>2025 Actuals</u>	<u>2026 Budget</u>	<u>2026 YTD 6/23/26</u>	<u>2027 DEPT.Reg</u>	<u>2027 Mayor</u>	<u>2027 Adopted</u>	<u>% +/-</u>
10910	51008	Public Works Dir Salary	\$96,826.52	\$106,619.97	\$111,920.00	\$106,485.06	\$116,035.00	\$116,035.00	\$116,035.00	
10910	51018	Public Works' Salaries	\$1,345,748.67	\$1,451,693.38	\$1,639,835.00	\$1,402,008.13	\$1,713,090.00	\$1,713,090.00	\$1,713,090.00	
10910	51050	Admin Secretary Salary	\$51,833.60	\$54,559.03	\$57,110.00	\$54,473.44	\$59,450.00	\$59,450.00	\$59,450.00	
10910	51100	Overtime	\$37,802.00	\$37,494.22	\$33,000.00	\$29,399.45	\$35,000.00	\$35,000.00	\$35,000.00	
10910	51110	Overtime Snowplowing	\$64,239.05	\$99,236.77	\$85,000.00	\$203,344.18	\$100,000.00	\$90,000.00	\$90,000.00	
10910	51130	Seasonal Help	\$20,344.15	\$14,577.55	\$20,000.00	\$10,404.91	\$20,000.00	\$14,000.00	\$14,000.00	
10910	52000	Electricity	\$17,671.22	\$22,712.11	\$21,000.00	\$29,499.99	\$21,000.00	\$21,000.00	\$21,000.00	
10910	52001	Street Light Electricity	\$76,189.07	\$95,167.83	\$75,000.00	\$98,208.25	\$80,000.00	\$80,000.00	\$80,000.00	
10910	52002	Spring Water	\$2,416.96	\$2,880.64	\$2,500.00	\$2,170.78	\$2,500.00	\$2,500.00	\$2,500.00	
10910	52004	Diesel Fuel	\$74,005.20	\$66,219.93	\$70,000.00	\$107,422.69	\$85,000.00	\$75,000.00	\$75,000.00	
10910	52005	Fuel Oil	\$17,121.10	\$17,486.91	\$20,000.00	\$19,627.18	\$20,000.00	\$18,000.00	\$18,000.00	
10910	52006	Gasoline	\$168,676.92	\$196,056.33	\$164,000.00	\$142,879.10	\$164,000.00	\$164,000.00	\$164,000.00	
10910	52008	Streetlight Repairs	\$13,226.02	\$12,898.16	\$13,000.00	\$13,262.13	\$13,000.00	\$13,000.00	\$13,000.00	
10910	52009	Eversource Energy Loan	\$3,759.28	\$6,449.85	\$6,445.00	\$4,838.73	\$6,500.00	\$6,450.00	\$6,450.00	
10910	52012	Paving & Curbing	\$6,758.05	\$9,991.30	\$10,000.00	\$2,593.36	\$20,000.00	\$10,000.00	\$10,000.00	
10910	52013	Propane	\$13,128.84	\$16,313.77	\$15,000.00	\$20,244.25	\$15,000.00	\$15,000.00	\$15,000.00	
10910	52128	Water & Sewer Assessments	\$608.00	\$304.00	\$608.00	\$720.00	\$700.00	\$600.00	\$600.00	
10910	52156	Boat Launch	\$30.85	\$719.45	\$200.00	\$0.00	\$200.00	\$200.00	\$200.00	
10910	52186	MS4 Storm Water Monitoring	\$20,000.00	\$15,927.50	\$20,000.00	\$7,930.00	\$20,000.00	\$20,000.00	\$20,000.00	
10910	53004	Training & Conferences	\$5,450.00	\$2,595.00	\$1,000.00	\$1,743.61	\$1,000.00	\$1,000.00	\$1,000.00	
10910	53011	Vehicle Expenses-Trucks	\$78,714.38	\$92,263.68	\$80,000.00	\$94,380.32	\$85,000.00	\$85,000.00	\$85,000.00	
10910	53012	Vehicle Expenses-Public Safety	\$39,167.03	\$37,071.82	\$40,000.00	\$36,390.57	\$40,000.00	\$40,000.00	\$40,000.00	
10910	53013	Vehicle Expenses-Other	\$38,763.67	\$29,428.97	\$25,000.00	\$25,435.05	\$30,000.00	\$25,000.00	\$25,000.00	
10910	53014	Printing	\$0.00	\$0.00	\$100.00	\$271.83	\$100.00	\$0.00	\$0.00	
10910	53015	Uniforms	\$10,655.33	\$14,694.36	\$16,250.00	\$13,049.92	\$17,500.00	\$15,000.00	\$15,000.00	
10910	53017	Plowing Supplies	\$16,620.99	\$7,684.51	\$10,000.00	\$32,891.51	\$15,000.00	\$15,000.00	\$15,000.00	
10910	53018	Sand & Salt	\$190,371.73	\$278,633.88	\$175,000.00	\$238,732.91	\$250,000.00	\$200,000.00	\$200,000.00	
10910	53019	Misc Supplies	\$3,870.31	\$969.91	\$2,000.00	\$1,026.52	\$2,000.00	\$1,500.00	\$1,500.00	
10910	53021	Equipment Maint & Repair	\$18,099.84	\$15,022.30	\$10,000.00	\$11,520.91	\$15,000.00	\$11,000.00	\$11,000.00	
10910	53027	Mechanic Tools	\$2,042.68	\$2,912.58	\$2,500.00	\$2,626.45	\$3,000.00	\$2,000.00	\$2,000.00	

	<u>Account Description</u>	<u>2024 Actuals</u>	<u>2025 Actuals</u>	<u>2026 Budget</u>	<u>2026 YTD 6/23/26</u>	<u>2027 DEPT.Reg</u>	<u>2027 Mayor</u>	<u>2027 Adopted</u>	<u>% +/-</u>
10910	53029 Maintenance & Upkeep	\$26,629.83	\$23,489.30	\$20,000.00	\$19,955.39	\$25,000.00	\$20,000.00	\$20,000.00	
10910	53033 Decorations	\$3,558.00	\$2,735.43	\$3,500.00	\$1,100.00	\$3,500.00	\$3,000.00	\$3,000.00	
10910	53034 Signs & Markers	\$14,673.69	\$14,863.34	\$14,000.00	\$6,172.48	\$14,000.00	\$14,000.00	\$14,000.00	
10910	53035 Tires - Trucks	\$10,202.99	\$15,118.07	\$10,000.00	\$10,617.34	\$10,000.00	\$10,000.00	\$10,000.00	
10910	53036 Tires - Public Safety Vehicles	\$10,083.15	\$9,434.76	\$15,000.00	\$10,973.29	\$15,000.00	\$10,000.00	\$10,000.00	
10910	53037 Tires - Other	\$22,099.05	\$0.00	\$2,500.00	\$1,742.40	\$5,000.00	\$2,500.00	\$2,500.00	
10910	53041 Safety Equipment	\$5,990.93	\$4,284.31	\$6,000.00	\$3,290.54	\$6,000.00	\$5,000.00	\$5,000.00	
10910	53042 Tree Removal	\$76,181.85	\$33,908.95	\$70,000.00	\$52,096.51	\$70,000.00	\$50,000.00	\$50,000.00	
10910	53043 Vehicle Supplies	\$9,804.33	\$11,776.84	\$10,000.00	\$9,378.31	\$10,000.00	\$10,000.00	\$10,000.00	
10910	53044 Guardrails	\$2,010.88	\$5,000.00	\$5,000.00	\$0.00	\$5,000.00	\$3,500.00	\$3,500.00	
10910	53045 Road Striping	\$44,620.14	\$5,120.86	\$45,000.00	\$1,200.00	\$45,000.00	\$40,000.00	\$40,000.00	
10910	53046 Drainage	\$31,234.82	\$42,789.50	\$30,000.00	\$29,094.80	\$40,000.00	\$35,000.00	\$35,000.00	
10910	53047 Tools	\$2,860.54	\$2,287.91	\$2,500.00	\$2,704.99	\$2,500.00	\$2,500.00	\$2,500.00	
10910	53050 Physicals	\$1,106.00	\$1,652.00	\$1,300.00	\$1,113.00	\$1,600.00	\$1,600.00	\$1,600.00	
10910	53055 Cold Patch	\$7,241.95	\$4,162.91	\$4,000.00	\$2,798.35	\$4,500.00	\$4,000.00	\$4,000.00	
10910	53060 Cellular Phone	\$2,199.95	\$2,248.02	\$3,000.00	\$2,228.23	\$3,000.00	\$2,500.00	\$2,500.00	
10910	53068 14 Bridge St Testing	\$0.00	\$11,143.35	\$0.00	\$355.00	\$0.00	\$0.00	\$0.00	
10910	53100 Maintenance-Community Center	\$39,561.59	\$28,724.48	\$25,000.00	\$23,903.42	\$27,000.00	\$25,000.00	\$25,000.00	
10910	53101 Maintenance-Police Complex	\$40,860.93	\$35,449.03	\$38,000.00	\$47,714.26	\$40,000.00	\$37,000.00	\$37,000.00	
10910	53102 Maintenance - Public Works	\$31,199.09	\$28,064.22	\$25,000.00	\$20,208.37	\$35,000.00	\$25,000.00	\$25,000.00	
10910	53103 Maintenance - Senior Ctr.	\$20,403.11	\$22,345.74	\$20,000.00	\$14,354.15	\$20,000.00	\$20,000.00	\$20,000.00	
10910	53104 Maintenance - Town Hall	\$71,460.12	\$67,118.85	\$60,000.00	\$87,388.95	\$65,000.00	\$65,000.00	\$65,000.00	
10910	53106 Maintenance - Pound	\$3,259.02	\$4,726.16	\$2,000.00	\$1,792.77	\$5,000.00	\$2,000.00	\$2,000.00	
10910	53108 Equipment Rental	\$5,902.55	\$4,976.24	\$5,000.00	\$732.57	\$5,000.00	\$4,000.00	\$4,000.00	
10910	53206 Maintenance-Soc Ser/OTH	\$10,602.12	\$6,523.60	\$10,000.00	\$6,581.38	\$10,000.00	\$8,000.00	\$8,000.00	
10910	53300 GIS	\$0.00	\$3,116.25	\$3,000.00	\$2,490.00	\$5,000.00	\$2,500.00	\$2,500.00	
10910	54000 Equipment	\$71,972.95	\$19,664.68	\$25,000.00	\$30,920.68	\$25,000.00	\$20,000.00	\$20,000.00	
10910	54028 Communication Equipment	\$220.00	\$763.50	\$800.00	\$862.50	\$1,000.00	\$800.00	\$800.00	
10910	54029 Mechanics Equipment	\$2,645.88	\$3,236.00	\$3,000.00	\$3,345.60	\$3,500.00	\$2,500.00	\$2,500.00	
10910	54030 Cleaning Equipment	\$1,000.00	\$1,705.42	\$1,000.00	\$0.00	\$1,000.00	\$500.00	\$500.00	
		<u>\$3,003,726.92</u>	<u>\$3,125,015.43</u>	<u>\$3,186,068.00</u>	<u>\$3,108,696.51</u>	<u>\$3,452,675.00</u>	<u>\$3,274,725.00</u>	<u>\$3,274,725.00</u>	<u>2.78%</u>

This page was left blank intentionally.

CAMP OAKDALE

CODE: 10920

The cost of maintenance and operation of the Town's recreational facility, Camp Oakdale are housed in this cost center.

<u>CAMP OAKDALE</u>			<u>2024 Actuals</u>	<u>2025 Actuals</u>	<u>2026 Budget</u>	<u>2026 YTD 6/23/26</u>	<u>2027 DEPT.Reg</u>	<u>2027 Mayor</u>	<u>2027 Adopted</u>	<u>% +/-</u>
10920	52000	Electricity	\$25,775.48	\$28,127.77	\$30,000.00	\$25,522.68	\$30,000.00	\$30,000.00	\$30,000.00	
10920	52002	Spring Water	\$769.02	\$622.91	\$800.00	\$614.30	\$800.00	\$800.00	\$800.00	
10920	52011	Building Maintenance	\$8,282.48	\$11,806.33	\$7,500.00	\$9,674.77	\$8,500.00	\$8,000.00	\$8,000.00	
10920	52013	Propane	\$1,310.16	\$2,346.24	\$1,000.00	\$1,576.79	\$1,000.00	\$1,000.00	\$1,000.00	
10920	52104	Dog Park	\$148.26	\$0.00	\$200.00	\$97.77	\$200.00	\$200.00	\$200.00	
10920	52129	Outside Contractors	\$3,805.41	\$6,819.84	\$5,000.00	\$10,950.54	\$7,500.00	\$6,000.00	\$6,000.00	
10920	52151	Field Maintenance	\$36,088.44	\$27,750.80	\$36,000.00	\$26,673.25	\$40,000.00	\$36,000.00	\$36,000.00	
10920	53004	Training & Conferences	\$415.00	\$600.00	\$600.00	\$591.75	\$600.00	\$600.00	\$600.00	
10920	53019	Misc Supplies	\$104.62	\$421.31	\$500.00	\$273.93	\$500.00	\$400.00	\$400.00	
10920	53021	Equipment Maint & Repair	\$9,668.25	\$9,313.58	\$8,000.00	\$5,105.95	\$10,000.00	\$8,000.00	\$8,000.00	
10920	53029	Maintenance & Upkeep	\$6,373.20	\$4,813.29	\$6,500.00	\$6,402.16	\$6,500.00	\$6,500.00	\$6,500.00	
10920	53058	Sanitary Services	\$2,600.00	\$2,960.00	\$3,000.00	\$2,400.00	\$3,000.00	\$3,000.00	\$3,000.00	
10920	54000	Equipment	\$921.98	\$367.99	\$1,000.00	\$0.00	\$1,000.00	\$1,000.00	\$1,000.00	
			<u>\$96,262.30</u>	<u>\$95,950.06</u>	<u>\$100,100.00</u>	<u>\$89,883.89</u>	<u>\$109,600.00</u>	<u>\$101,500.00</u>	<u>\$101,500.00</u>	<u>1.40%</u>

BUILDING DEPARTMENT**CODE: 10930**

The Building Department is responsible for the administration and enforcement of the Connecticut State Building code. Responsibilities range from providing services to the public relative to the mode and manner of construction to the inspection of on-going construction projects and issuance of certificates of occupancy.

<u>BUILDING</u>	<u>Account Description</u>	<u>2024 Actuals</u>	<u>2025 Actuals</u>	<u>2026 Budget</u>	<u>2026 YTD 6/23/26</u>	<u>2027 DEPT.Reg</u>	<u>2027 Mayor</u>	<u>2027 Adopted</u>	<u>% +/-</u>
10930	51016 Secretary Salary	\$55,548.50	\$68,632.01	\$61,500.00	\$54,136.78	\$62,400.00	\$62,400.00	\$62,400.00	
10930	51059 Building Official	\$87,000.39	\$138,380.86	\$100,000.00	\$49,223.46	\$110,000.00	\$110,000.00	\$110,000.00	
10930	51060 Deputy Building Official	\$66,795.49	\$97,199.19	\$78,690.00	\$155,261.66	\$81,630.00	\$81,630.00	\$81,630.00	
10930	51100 Overtime	\$0.00	\$175.67	\$0.00	\$2,892.95	\$3,000.00	\$2,000.00	\$2,000.00	
10930	51137 PT Blight Inspector	\$17,924.47	\$25,192.06	\$39,000.00	\$23,752.50	\$40,170.00	\$30,420.00	\$30,420.00	
10930	53004 Training & Conferences	\$299.08	\$1,536.32	\$4,000.00	\$1,246.91	\$4,000.00	\$3,000.00	\$3,000.00	
10931	53021 Equipment Maint & Repair	\$0.00	\$0.00	\$300.00	\$0.00	\$500.00	\$0.00	\$0.00	
10930	53024 Reference Materials	\$636.79	\$3,159.67	\$1,100.00	\$35.00	\$10,000.00	\$1,100.00	\$1,100.00	
10930	53025 Inspection Supplies	\$514.29	\$344.69	\$500.00	\$0.00	\$500.00	\$500.00	\$500.00	
10930	53060 Cellular Phone	(\$60.00)	\$332.76	\$1,200.00	\$1,140.19	\$1,200.00	\$1,820.00	\$1,820.00	
10930	54000 Equipment	\$0.00	\$0.00	\$1,000.00	\$1,229.00	\$1,000.00	\$500.00	\$500.00	
		<u>\$228,659.01</u>	<u>\$334,953.23</u>	<u>\$287,290.00</u>	<u>\$288,918.45</u>	<u>\$314,400.00</u>	<u>\$293,370.00</u>	<u>\$293,370.00</u>	<u>2.12%</u>

SOLID WASTE

CODE: 10940

The Solid Waste department covers the costs of the collections and disposal of waste generated in the Town of Montville including the operation of the Town's Transfer Station. This budget also includes the cost for recycling and curbside pick up.

<u>SOLID WASTE</u>		<u>Account Description</u>	<u>2024 Actuals</u>	<u>2025 Actuals</u>	<u>2026 Budget</u>	<u>2026 YTD 6/23/26</u>	<u>2027 DEPT.Reg</u>	<u>2027 Mayor</u>	<u>2027 Adopted</u>	<u>% +/-</u>
10940	51100	Overtime	\$1,717.07	\$2,894.62	\$2,000.00	\$4,088.69	\$2,000.00	\$2,500.00	\$2,500.00	
10940	51131	PT Landfill Operator	\$36,329.86	\$37,258.16	\$45,000.00	\$35,773.02	\$45,000.00	\$45,000.00	\$45,000.00	
10940	51139	FT. Landfill	\$139,399.08	\$138,569.30	\$140,000.00	\$165,753.00	\$162,095.00	\$162,095.00	\$162,095.00	
10940	52002	Spring Water	\$517.74	\$534.08	\$800.00	\$447.55	\$800.00	\$600.00	\$600.00	
10940	52013	Propane/heat	\$501.80	\$790.94	\$750.00	\$712.86	\$750.00	\$600.00	\$600.00	
10940	52030	Recycling	\$246,958.79	\$239,532.32	\$250,000.00	\$240,167.93	\$300,000.00	\$260,000.00	\$260,000.00	
10940	52035	Hazardous Waste Coll	\$141.01	\$156.95	\$200.00	\$162.90	\$200.00	\$200.00	\$200.00	
10940	52124	Tipping Fees SCRRA	\$277,888.71	\$530,299.39	\$400,000.00	\$572,172.84	\$450,000.00	\$450,000.00	\$672,000.00	
10940	52145	Tipping Fees Bulky Waste	\$95,248.69	\$118,573.31	\$100,000.00	\$79,061.81	\$130,000.00	\$120,000.00	\$120,000.00	
10940	52155	Sanitary Facilities	\$3,500.00	\$2,860.00	\$3,120.00	\$3,120.00	\$3,120.00	\$2,900.00	\$2,900.00	
10940	53004	Training	\$0.00	\$0.00	\$200.00	\$0.00	\$200.00	\$0.00	\$0.00	
10940	53014	Printing	\$1,867.46	\$1,690.46	\$1,900.00	\$0.00	\$1,900.00	\$1,500.00	\$1,500.00	
10940	53015	Uniforms	\$1,229.94	\$1,458.67	\$2,000.00	\$1,486.63	\$2,000.00	\$1,500.00	\$2,000.00	
10940	53019	Misc Supplies	\$724.83	\$692.00	\$1,000.00	\$951.37	\$1,000.00	\$700.00	\$700.00	
10940	53021	Equipment Maint & Repair	\$7,131.84	\$8,818.02	\$6,000.00	\$5,535.54	\$6,000.00	\$6,000.00	\$6,000.00	
10940	53029	Maintenance & Upkeep	\$6,251.24	\$4,509.92	\$6,000.00	\$5,430.50	\$6,000.00	\$6,000.00	\$6,000.00	
10940	53068	Testing	\$12,939.44	\$22,948.66	\$23,000.00	\$5,572.46	\$23,000.00	\$23,000.00	\$23,000.00	
10940	54000	Equipment	\$1,076.18	\$0.00	\$500.00	\$0.00	\$500.00	\$0.00	\$0.00	
10940	54143	Recycling Containers	\$0.00	\$0.00	\$500.00	\$0.00	\$500.00	\$0.00	\$0.00	
			<u>\$833,423.68</u>	<u>\$1,111,586.80</u>	<u>\$982,970.00</u>	<u>\$1,120,437.10</u>	<u>\$1,135,065.00</u>	<u>\$1,082,595.00</u>	<u>\$1,305,095.00</u>	<u>32.77%</u>

BOARD OF EDUCATION

CODE: 10950

The annual costs for education are housed in this cost center. As the largest department of the Town, the detail of operational expenditures is maintained by the Board of Education. Costs are maintained here on a summary basis.

			<u>2024 Actuals</u>	<u>2025 Actuals</u>	<u>2026 Budget</u>	<u>2026 YTD 6/23/26</u>	<u>2027 DEPT.Reg</u>	<u>2027 Mayor</u>	<u>2027 Adopted</u>	<u>% +/-</u>
<u>BOARD OF EDUCATION</u>										
10950	54000	Board of Ed Expenses	\$42,832,239.61	\$45,676,214.56	\$46,879,620.00	\$32,850,784.91	\$48,654,616.00	\$48,354,616.00	\$48,504,616.00	3.47%

CAPITAL IMPROVEMENT**CODE: 10960**

The total requested for the 2026-2027 Capital Improvement Plan is **\$914,566**. More details on capital items can be found in the Capital Improvement Plan.

Smartboards and Carts	\$200,000.00
Revaluation	\$140,000.00
School Buses	\$130,000.00
Contribution to CNREF	\$125,000.00
Paving & Drainage	\$75,000.00
Plan of Conservation and Development	\$75,000.00
Zoning Regulation Rewrite	\$50,000.00
PD radios and tasers	\$28,211.00
Plow and Sander	\$26,415.00
Small Mower Camp Oakdale	\$22,440.00
Heritage Trail	\$15,000.00
Subdivision Regulation Rewrite	\$15,000.00
Design Guidelines	\$12,500.00
	<hr/>
	\$914,566.00
	<hr/>

TOWN OF MONTVILLE

Adopted Budget

CAPITAL IMPROVEMENT PLAN

FISCAL YEARS 2027-2031

Capital Improvement Plan

Montville, CT

Administrative Summary

Fiscal Year 2027-2031

The Capital Improvement Plan (CIP) is a long-term planning document that outlines how the Town of Montville will repair, replace, and improve major public infrastructure over a multi-year period.

Unlike the annual operating budget, which funds day to day services, the CIP focuses on projects such as road reconstruction, public safety vehicles, equipment, park improvements, facility renovations, and technology infrastructure. By identifying these needs in advance, the CIP provides a structured and strategic approach to managing these assets.

A CIP is necessary because without long term planning, the Town will be forced to react to emergencies, which often results in higher costs, service disruptions, and financial strain. A CIP shifts the approach from reactive to proactive, providing the ability to address needs before emergencies happen. Planning ahead helps ensure essential services remain reliable and not compromised by aging or inadequate facilities and equipment.

Financial stability is another reason a CIP is essential. Major capital projects can cost millions of dollars, and without a structured plan, these expenses can lead to sudden tax increases, unplanned borrowing, or deferred maintenance that worsens over time. A CIP allows a municipality to forecast costs, align projects with available revenues, responsibly manage debt, and pursue grants or other funding sources. By spreading costs over multiple years and coordinating financing strategies, the CIP promotes fiscal responsibility and protects the Town's long term financial health.

The availability of a CIP enhances transparency and accountability by clearly communicating what projects are planned, why they are needed, and how they will be funded. By preparing now for future demands, a CIP enables the Town to stay strong, adaptable, and responsive to its community.

The Capital Improvement Plan (CIP) for Fiscal Years 2027–2031 outlines the Town's planned investments in long term assets. The total five-year capital investment is projected at **\$55,428,372**.

This document serves as:

- A financial planning tool
- A project prioritization system
- A public transparency document
- A guide for annual budget development

The first year of the CIP corresponds with the Town's adopted capital budget. The CIP is a planning document and does not authorize expenditures beyond the first fiscal year without further Council action.

26-27 through 30-31
Capital Improvement Plan
Montville, CT

Source	Project #	26-27	27-28	28-29	29-30	30-31	Total
General Fund							
Board of Education							
Smartboards	BOE-001	200,000					200,000
School buses	BOE-002	130,000					130,000
Board of Education Total		330,000	0	0	0	0	330,000
Building Department							
Office Upgrades	BLD-001		20,000				20,000
Municipality customization	BLD-002		10,000	10,000			20,000
4WD Suv	BLD-003		40,000				40,000
Building Department Total		0	70,000	10,000	0	0	80,000
Finance							
Revaluation	FIN-001	140,000					140,000
CNREF	FIN-002	125,000					125,000
Finance Total		265,000	0	0	0	0	265,000
Fire							
Portable Radios X20	FD-001		65,400				65,400
Mobile Radios	FD-002		9,918				9,918
Turn Out Gear	FD-004		133,840	120,000	120,000		373,840
Iplan Workstation	FD-005		10,890				10,890
Air Packs	FD-006		180,000				180,000
M15 Ladder Truck	FD-007		100,000	100,000	1,000,000	1,000,000	2,200,000
Radios	FD-008		400,000				400,000
Fire Total		0	900,048	220,000	1,120,000	1,000,000	3,240,048
IT							
Council Chamber Streaming	IT-001		108,750	89,875			198,625
IT Total		0	108,750	89,875	0	0	198,625
Land Use and Development							
Plan of Conservation and Development	LUD-001	75,000	35,000				110,000
Meetinghouse Lane Church	LUD-002		50,000				50,000
Picker's Pond Park	LUD-005		10,000	100,000			110,000
Heritage Trail	LUD-006	15,000					15,000

Source	Project #	26-27	27-28	28-29	29-30	30-31	Total
Town Green Development	LUD-007		10,000				10,000
Town Hall Renovations	LUD-009		50,000				50,000
Zoning Regulation Rewrite	LUD-010	50,000	50,000				100,000
Subdivision Regulations	LUD-011	15,000	15,000				30,000
Design Guidelines	LUD-012	12,500	12,500				25,000
Land Use and Development Total		167,500	232,500	100,000	0	0	500,000
Parks & Recreation							
Field 7 Drainage Improvements	PR-003		225,000				225,000
Site Plans for New Community Center	PR-004			100,000			100,000
Splash Pad	PR-005			750,000			750,000
Efficient Lights for Tennis/Pickleball Courts	PR-006		85,000				85,000
Disc Golf Course - Mostowy Property	PR-007		32,000				32,000
Efficiency Lights for Field 5 and 7	PR-008		400,000				400,000
Efficiency Lights for Field 6	PR-009			315,000			315,000
New Community Center	PR-010			40,000,000			40,000,000
Multi-Use Trail @ Camp Oakdale Phase 1	PR-011			250,000			250,000
Multi-Use Trail @ Camp Oakdale Phase 2	PR-012			250,000			250,000
Parks & Recreation Total		0	742,000	41,665,000	0	0	42,407,000
Police							
Taser 10	PD-001	28,211	28,211	28,211	28,211		112,844
Police Total		28,211	28,211	28,211	28,211	0	112,844
Public Works							
Police SUV	PW-001		200,000	200,000	205,000	205,000	810,000
Freighliner Plow Truck	PW-002		170,000	170,000	375,000		715,000
Transfer station Payloader	PW-004				130,000	130,000	260,000
Public Works Office Remodel	PW-006		75,000	75,000			150,000
Fire Marshal Truck	PW-007			70,000			70,000
Assistant Fire Marshal Truck	PW-008		75,000				75,000
Roll Off Truck	PW-010		100,000	100,000	120,000		320,000
Generator Public Works Office	PW-011				50,000		50,000
Community Center Roof	PW-014			1,000,000			1,000,000
Mini Excavator	PW-015		75,000	75,000			150,000
Senior Center roof	PW-017				370,000		370,000
Road Paving/Drainage	PW-018	75,000	150,000	150,000	150,000	150,000	675,000

Source	Project #	26-27	27-28	28-29	29-30	30-31	Total
Camp Oakdale Mower	PW-021	22,440					22,440
Hook Lift Plow Truck	PW-022			116,000	125,000	405,000	646,000
Backhoe	PW-023					200,000	200,000
Plow & Sander	PW-024	26,415					26,415
Mason Dump Plow Truck	PW-025		60,000	60,000			120,000
Public Works Total		123,855	905,000	2,016,000	1,525,000	1,090,000	5,659,855
General Fund Total		914,566	2,986,509	44,129,086	2,673,211	2,090,000	52,793,372

Grants

Land Use and Development

Meetinghouse Lane Church	LUD-002		50,000				50,000
Picker's Pond Park	LUD-005				500,000		500,000
Heritage Trail	LUD-006	80,000					80,000
Silver Falls Bridge	LUD-008		50,000				50,000
Land Use and Development Total		80,000	100,000	0	500,000	0	680,000

Parks & Recreation

Camp Oakdale Parking Lot Maintenance	PR-001	1,150,000					1,150,000
Large Pavilion and Dog Park Parking Lot	PR-002	375,000					375,000
Parks & Recreation Total		1,525,000	0	0	0	0	1,525,000

Public Works

HVAC	PW-026		350,000				350,000
Boat Launch Paving	PW-027	80,000					80,000
Public Works Total		80,000	350,000	0	0	0	430,000
Grants Total		1,685,000	450,000	0	500,000	0	2,635,000

GRAND TOTAL		2,599,566	3,436,509	44,129,086	3,173,211	2,090,000	55,428,372
--------------------	--	------------------	------------------	-------------------	------------------	------------------	-------------------

26-27 thru 30-31

Capital Improvement Plan

Montville, CT

Project # BLD-001
Project Name Office Upgrades

Total Project Cost \$20,000 **Department** Building Department
Priority Medium

Description

Sound control, cubicle walls, painting

Prior	Expenditures	26-27	27-28	28-29	29-30	30-31	Total	Future
0	Improvement	0	20,000	0	0	0	20,000	0
	Total	0	20,000	0	0	0	20,000	

Prior	Funding Sources	26-27	27-28	28-29	29-30	30-31	Total	Future
0	General Fund	0	20,000	0	0	0	20,000	0
	Total	0	20,000	0	0	0	20,000	

Capital Improvement Plan

Montville, CT

Project # BLD-002
Project Name Municipality customization

Total Project Cost \$20,000 **Department** Building Department
Priority Medium

Description

Municipality software customization to improve the customer permit portal.

Prior	Expenditures	26-27	27-28	28-29	29-30	30-31	Total	Future
0	Improvement	0	10,000	10,000	0	0	20,000	0
	Total	0	10,000	10,000	0	0	20,000	

Prior	Funding Sources	26-27	27-28	28-29	29-30	30-31	Total	Future
0	General Fund	0	10,000	10,000	0	0	20,000	0
	Total	0	10,000	10,000	0	0	20,000	

Capital Improvement Plan

Montville, CT

Project # BLD-003
Project Name 4WD Suv

Total Project Cost \$40,000 **Department** Building Department
Priority High

Description

Purchase of a used 4 wheel drive SUV for building official use.

Prior	Expenditures	26-27	27-28	28-29	29-30	30-31	Total	Future
0	Purchase	0	40,000	0	0	0	40,000	0
	Total	0	40,000	0	0	0	40,000	

Prior	Funding Sources	26-27	27-28	28-29	29-30	30-31	Total	Future
0	General Fund	0	40,000	0	0	0	40,000	0
	Total	0	40,000	0	0	0	40,000	

Capital Improvement Plan

Montville, CT

Project # BOE-001
Project Name Smartboards

Total Project Cost \$200,000 **Department** Board of Education
Priority High

Description

Lease payment on smartboards/carts.

Prior	Expenditures	26-27	27-28	28-29	29-30	30-31	Total	Future
0	Purchase	200,000	0	0	0	0	200,000	0
	Total	200,000	0	0	0	0	200,000	

Prior	Funding Sources	26-27	27-28	28-29	29-30	30-31	Total	Future
0	General Fund	200,000	0	0	0	0	200,000	0
	Total	200,000	0	0	0	0	200,000	

26-27 thru 30-31

Capital Improvement Plan

Montville, CT

Project # BOE-002
Project Name School buses

Total Project Cost \$130,000 Department Board of Education

Description

Lease 2 new school buses

Prior	Expenditures	26-27	27-28	28-29	29-30	30-31	Total	Future
0	Replacement	130,000	0	0	0	0	130,000	0
	Total	130,000	0	0	0	0	130,000	

Prior	Funding Sources	26-27	27-28	28-29	29-30	30-31	Total	Future
0	General Fund	130,000	0	0	0	0	130,000	0
	Total	130,000	0	0	0	0	130,000	

Capital Improvement Plan
 Montville, CT

Project # FD-001
Project Name Portable Radios X20

Total Project Cost \$65,400
Priority Medium

Department Fire

Prior	Expenditures	26-27	27-28	28-29	29-30	30-31	Total	Future
0	Purchase	0	65,400	0	0	0	65,400	0
	Total	0	65,400	0	0	0	65,400	

Prior	Funding Sources	26-27	27-28	28-29	29-30	30-31	Total	Future
0	General Fund	0	65,400	0	0	0	65,400	0
	Total	0	65,400	0	0	0	65,400	

Capital Improvement Plan

Montville, CT

Project # FD-002
Project Name Mobile Radios

Total Project Cost \$9,918
Priority Medium

Department Fire

Prior	Expenditures	26-27	27-28	28-29	29-30	30-31	Total	Future
0	Purchase	0	9,918	0	0	0	9,918	0
	Total	0	9,918	0	0	0	9,918	

Prior	Funding Sources	26-27	27-28	28-29	29-30	30-31	Total	Future
0	General Fund	0	9,918	0	0	0	9,918	0
	Total	0	9,918	0	0	0	9,918	

Capital Improvement Plan

Montville, CT

Project # FD-004
Project Name Turn Out Gear

Total Project Cost \$407,680
Priority Medium

Department Fire

Description

Turn out Gear 6 sets for paid staff \$33,840

Turn out Gear for volunteers FY28 \$100,000 FY29 \$120,000 FY30 \$120,000

Prior	Expenditures	26-27	27-28	28-29	29-30	30-31	Total	Future
33,840	Purchase	0	133,840	120,000	120,000	0	373,840	0
	Total	0	133,840	120,000	120,000	0	373,840	

Prior	Funding Sources	26-27	27-28	28-29	29-30	30-31	Total	Future
33,840	General Fund	0	133,840	120,000	120,000	0	373,840	0
	Total	0	133,840	120,000	120,000	0	373,840	

Capital Improvement Plan Montville, CT

Project # FD-005
Project Name Iplan Workstation

Total Project Cost \$10,890
Priority Medium

Department Fire

Supplemental Attachments

 [20260213152320911.pdf](#)

Description

Touchscreen workstation for Emergency Mangement

Justification

The Fire Marshal's office has evaluated new technology that will benefit not only the Fire Marshal's office but also other departments, including the building department, planning and zoning, and Emergency Management. The iPlan table will reduce plan-related paper use by nearly 85% across these departments. The iPlan table will allow users to zoom, pan, and use markup tools on plans to communicate what needs correction clearly. The iPlan table will also allow users to view all plan details in full, ensuring nothing is missed.

The Fire Marshal's Office will benefit from this item not only for plan review but also for Fire investigations. Fire investigations are ongoing not only on the day of the fire but also throughout report preparation and afterward. The iPlan table will enable the Fire investigator to use the photos taken to reach a better conclusion about the cause and origin of any fire and, if necessary, build a case against arsonists. The iPlan table will allow the investigator to zoom in on images to reveal detailed fire characteristics, review the photos, and ensure nothing was overlooked.

Emergency Management is always on standby to serve the community in need. The iPlan table will serve as the command center for WebEOC during a Natural disaster or a Millstone Disaster. This will provide Emergency Management and other affiliated departments, during a disaster, with a single workspace to collaborate as a unified Command and develop a plan to coordinate necessary responses.

The Fire Marshal's office staff visited the Old Mystic Fire Department to review the iPlan table in use and ask questions. The Deputy Fire Marshal and the Fire Inspector demonstrated the capabilities of the iPlan table. The Department has stated that there is no known downfall to having it. They have had the iPlan table for a few years and have all positive things to say about it. The Montville Fire Marshals' office requests that the Town Purchase the iPlan Table for \$10,888.23, which will benefit Many Departments.

Prior	Expenditures	26-27	27-28	28-29	29-30	30-31	Total	Future
0	Purchase	0	10,890	0	0	0	10,890	0
	Total	0	10,890	0	0	0	10,890	

Prior	Funding Sources	26-27	27-28	28-29	29-30	30-31	Total	Future
0	General Fund	0	10,890	0	0	0	10,890	0
	Total	0	10,890	0	0	0	10,890	

Capital Improvement Plan
 Montville, CT

Project # FD-006
Project Name Air Packs

Total Project Cost \$180,000
Priority Medium

Department Fire

Prior	Expenditures	26-27	27-28	28-29	29-30	30-31	Total	Future
0	Purchase	0	180,000	0	0	0	180,000	0
	Total	0	180,000	0	0	0	180,000	

Prior	Funding Sources	26-27	27-28	28-29	29-30	30-31	Total	Future
0	General Fund	0	180,000	0	0	0	180,000	0
	Total	0	180,000	0	0	0	180,000	

26-27 thru 30-31

Capital Improvement Plan

Montville, CT

Project # FD-007
 Project Name M15 Ladder Truck

Total Project Cost \$2,200,000

Department Fire

Prior	Expenditures	26-27	27-28	28-29	29-30	30-31	Total	Future
0	Unassigned Expenditure	0	100,000	100,000	1,000,000	1,000,000	2,200,000	0
	Total	0	100,000	100,000	1,000,000	1,000,000	2,200,000	

Prior	Funding Sources	26-27	27-28	28-29	29-30	30-31	Total	Future
0	General Fund	0	100,000	100,000	1,000,000	1,000,000	2,200,000	0
	Total	0	100,000	100,000	1,000,000	1,000,000	2,200,000	

Capital Improvement Plan

Montville, CT

Project # FD-008

Project Name Radios

Total Project Cost \$400,000

Department Fire

Prior	Expenditures	26-27	27-28	28-29	29-30	30-31	Total	Future
0	Unassigned Expenditure	0	400,000	0	0	0	400,000	0
	Total	0	400,000	0	0	0	400,000	

Prior	Funding Sources	26-27	27-28	28-29	29-30	30-31	Total	Future
0	General Fund	0	400,000	0	0	0	400,000	0
	Total	0	400,000	0	0	0	400,000	

26-27 thru 30-31

Capital Improvement Plan

Montville, CT

Project # FIN-001
Project Name Revaluation

Total Project Cost \$240,000 **Department** Finance
Priority High

Description

Funding for revaluation

Prior	Expenditures	26-27	27-28	28-29	29-30	30-31	Total	Future
100,000	Purchase	140,000	0	0	0	0	140,000	0
	Total	140,000	0	0	0	0	140,000	

Prior	Funding Sources	26-27	27-28	28-29	29-30	30-31	Total	Future
100,000	General Fund	140,000	0	0	0	0	140,000	0
	Total	140,000	0	0	0	0	140,000	

Capital Improvement Plan

Montville, CT

Project # FIN-002

Project Name CNREF

Total Project Cost \$125,000

Priority High

Department Finance

Description

To fund contributions to the capital non-recurring fund.

Prior	Expenditures	26-27	27-28	28-29	29-30	30-31	Total	Future
0	Improvement	125,000	0	0	0	0	125,000	0
	Total	125,000	0	0	0	0	125,000	

Prior	Funding Sources	26-27	27-28	28-29	29-30	30-31	Total	Future
0	General Fund	125,000	0	0	0	0	125,000	0
	Total	125,000	0	0	0	0	125,000	

Capital Improvement Plan

Montville, CT

Project # IT-001
Project Name Council Chamber Streaming

Total Project Cost \$198,625

Department IT

Justification

A proposal for equipment investment focusing on modernizing our communication with our community, improving our transparency and accountability as well as fostering civic engagement. Currently the we record meetings in an audio only format. Broadcasting our public meetings via YouTube and on the Town's PEG channel will help guarantee transparency, accountability and compliance.

This modernization to our Town programming production and transmission are critically needed. This CIP will allow the Town of Montville to fundamentally change our ability to communicate with the public by providing a high resolution and quality product that is expected and necessary. These improvements will serve everyday Town functions and facilitate the real-time dissemination of information in an emergency.

The CIP would be used to purchase the equipment and labor necessary to broadcast public meetings, educational messages and emergency communications. Equipment includes display equipment, video processing equipment, audio processing equipment, control system equipment, cameras, equipment rack and accessories. Also needed are network data runs, electrical work and carpentry."

A PEGPETIA Grant has been applied for in the amount of \$172,712.10 had been applied for, \$10,000 was awarded. This has been spent on a large format monitor in the council chamber.

Prior	Expenditures	26-27	27-28	28-29	29-30	30-31	Total	Future
0	Purchase	0	108,750	89,875	0	0	198,625	0
	Total	0	108,750	89,875	0	0	198,625	

Prior	Funding Sources	26-27	27-28	28-29	29-30	30-31	Total	Future
0	General Fund	0	108,750	89,875	0	0	198,625	0
	Total	0	108,750	89,875	0	0	198,625	

Capital Improvement Plan

Montville, CT

Project # LUD-001
Project Name Plan of Conservation and Development

Total Project Cost \$110,000 **Department** Land Use and Development
Priority High

Prior	Expenditures	26-27	27-28	28-29	29-30	30-31	Total	Future
0	Improvement	75,000	35,000	0	0	0	110,000	0
	Total	75,000	35,000	0	0	0	110,000	

Prior	Funding Sources	26-27	27-28	28-29	29-30	30-31	Total	Future
0	General Fund	75,000	35,000	0	0	0	110,000	0
	Total	75,000	35,000	0	0	0	110,000	

Capital Improvement Plan

Montville, CT

Project # LUD-002
Project Name Meetinghouse Lane Church

Total Project Cost \$100,000 **Department** Land Use and Development
Priority Low

Description

Refurbish church on Meetinghouse Lane.

Prior	Expenditures	26-27	27-28	28-29	29-30	30-31	Total	Future
0	Improvement	0	100,000	0	0	0	100,000	0
	Total	0	100,000	0	0	0	100,000	

Prior	Funding Sources	26-27	27-28	28-29	29-30	30-31	Total	Future
0	Grants	0	50,000	0	0	0	50,000	0
	General Fund	0	50,000	0	0	0	50,000	
	Total	0	100,000	0	0	0	100,000	

Capital Improvement Plan

Montville, CT

Project # LUD-003
Project Name RT32/163 Intersection Improvement

Total Project Cost \$1,460,000 **Department** Land Use and Development
Priority High

Prior	Expenditures	26-27	27-28	28-29	29-30	30-31	Total	Future
0	Improvement	0	60,000	400,000	1,000,000	0	1,460,000	0
	Total	0	60,000	400,000	1,000,000	0	1,460,000	

Prior	Funding Sources	26-27	27-28	28-29	29-30	30-31	Total	Future
0	Unassigned Funding	0	60,000	400,000	1,000,000	0	1,460,000	0
	Total	0	60,000	400,000	1,000,000	0	1,460,000	

Capital Improvement Plan

Montville, CT

Project # LUD-004
Project Name Rt32 Streetscape

Total Project Cost \$3,325,000 **Department** Land Use and Development
Priority Medium

Prior	Expenditures	26-27	27-28	28-29	29-30	30-31	Total	Future
0	Improvement	0	0	325,000	1,500,000	1,500,000	3,325,000	0
	Total	0	0	325,000	1,500,000	1,500,000	3,325,000	

Prior	Funding Sources	26-27	27-28	28-29	29-30	30-31	Total	Future
0	Unassigned Funding	0	0	325,000	1,500,000	1,500,000	3,325,000	0
	Total	0	0	325,000	1,500,000	1,500,000	3,325,000	

Capital Improvement Plan

Montville, CT

Project # LUD-005
Project Name Picker's Pond Park

Total Project Cost \$610,000 **Department** Land Use and Development
Priority Medium

Prior	Expenditures	26-27	27-28	28-29	29-30	30-31	Total	Future
0	Improvement	0	10,000	100,000	500,000	0	610,000	0
	Total	0	10,000	100,000	500,000	0	610,000	

Prior	Funding Sources	26-27	27-28	28-29	29-30	30-31	Total	Future
0	Grants	0	0	0	500,000	0	500,000	0
	General Fund	0	10,000	100,000	0	0	110,000	
	Total	0	10,000	100,000	500,000	0	610,000	

Capital Improvement Plan

Montville, CT

Project # LUD-006
Project Name Heritage Trail

Total Project Cost \$2,945,000 **Department** Land Use and Development
Priority High

Prior	Expenditures	26-27	27-28	28-29	29-30	30-31	Total	Future
0	Improvement	95,000	0	350,000	2,500,000	0	2,945,000	0
	Total	95,000	0	350,000	2,500,000	0	2,945,000	

Prior	Funding Sources	26-27	27-28	28-29	29-30	30-31	Total	Future
0	Unassigned Funding	0	0	350,000	2,500,000	0	2,850,000	0
	Grants	80,000	0	0	0	0	80,000	
	General Fund	15,000	0	0	0	0	15,000	
	Total	95,000	0	350,000	2,500,000	0	2,945,000	

Capital Improvement Plan

Montville, CT

Project # LUD-007
Project Name Town Green Development

Total Project Cost \$10,000 **Department** Land Use and Development
Priority Medium

Prior	Expenditures	26-27	27-28	28-29	29-30	30-31	Total	Future
0	Improvement	0	10,000	0	0	0	10,000	0
	Total	0	10,000	0	0	0	10,000	

Prior	Funding Sources	26-27	27-28	28-29	29-30	30-31	Total	Future
0	General Fund	0	10,000	0	0	0	10,000	0
	Total	0	10,000	0	0	0	10,000	

Capital Improvement Plan
 Montville, CT

Project # LUD-008
Project Name Silver Falls Bridge

Total Project Cost \$50,000 **Department** Land Use and Development
Priority Low

Prior	Expenditures	26-27	27-28	28-29	29-30	30-31	Total	Future
0	Replacement	0	50,000	0	0	0	50,000	0
	Total	0	50,000	0	0	0	50,000	

Prior	Funding Sources	26-27	27-28	28-29	29-30	30-31	Total	Future
0	Grants	0	50,000	0	0	0	50,000	0
	Total	0	50,000	0	0	0	50,000	

Capital Improvement Plan

Montville, CT

Project # LUD-009
Project Name Town Hall Renovations

Total Project Cost \$50,000 **Department** Land Use and Development
Priority Medium

Description

Prior	Expenditures	26-27	27-28	28-29	29-30	30-31	Total	Future
0	Improvement	0	50,000	0	0	0	50,000	0
	Total	0	50,000	0	0	0	50,000	

Prior	Funding Sources	26-27	27-28	28-29	29-30	30-31	Total	Future
0	General Fund	0	50,000	0	0	0	50,000	0
	Total	0	50,000	0	0	0	50,000	

Capital Improvement Plan

Montville, CT

Project # LUD-010
Project Name Zoning Regulation Rewrite

Total Project Cost \$0 **Department** Land Use and Development
Priority High

Prior	Expenditures	26-27	27-28	28-29	29-30	30-31	Total	Future
0	Replacement	0	0	0	0	0	0	0
	Total	0	0	0	0	0	0	

Prior	Funding Sources	26-27	27-28	28-29	29-30	30-31	Total	Future
0	General Fund	50,000	50,000	0	0	0	100,000	0
	Total	50,000	50,000	0	0	0	100,000	

Capital Improvement Plan

Montville, CT

Project # LUD-011
Project Name Subdivision Regulations

Total Project Cost \$30,000 **Department** Land Use and Development
Priority High

Description

Rewrite of subdivision regulations

Prior	Expenditures	26-27	27-28	28-29	29-30	30-31	Total	Future
0	Replacement	15,000	15,000	0	0	0	30,000	0
	Total	15,000	15,000	0	0	0	30,000	

Prior	Funding Sources	26-27	27-28	28-29	29-30	30-31	Total	Future
0	General Fund	15,000	15,000	0	0	0	30,000	0
	Total	15,000	15,000	0	0	0	30,000	

Capital Improvement Plan
 Montville, CT

Project # LUD-012
Project Name Design Guidelines

Total Project Cost \$25,000 **Department** Land Use and Development
Priority High

Prior	Expenditures	26-27	27-28	28-29	29-30	30-31	Total	Future
0	Replacement	12,500	12,500	0	0	0	25,000	0
	Total	12,500	12,500	0	0	0	25,000	

Prior	Funding Sources	26-27	27-28	28-29	29-30	30-31	Total	Future
0	General Fund	12,500	12,500	0	0	0	25,000	0
	Total	12,500	12,500	0	0	0	25,000	

Capital Improvement Plan

Montville, CT

Project # PD-001
Project Name Taser 10

Total Project Cost \$141,055
Priority High

Department Police

Prior	Expenditures	26-27	27-28	28-29	29-30	30-31	Total	Future
28,211	Purchase	28,211	28,211	28,211	28,211	0	112,844	0
	Total	28,211	28,211	28,211	28,211	0	112,844	

Prior	Funding Sources	26-27	27-28	28-29	29-30	30-31	Total	Future
28,211	General Fund	28,211	28,211	28,211	28,211	0	112,844	0
	Total	28,211	28,211	28,211	28,211	0	112,844	

Capital Improvement Plan

Montville, CT

Project # PR-001
Project Name Camp Oakdale Parking Lot Maintenance

Total Project Cost \$1,150,000 **Department** Parks & Recreation
Priority High

Description

New parking lot at Camp Oakdale.

Prior	Expenditures	26-27	27-28	28-29	29-30	30-31	Total	Future
0	Improvement	1,150,000	0	0	0	0	1,150,000	0
	Total	1,150,000	0	0	0	0	1,150,000	

Prior	Funding Sources	26-27	27-28	28-29	29-30	30-31	Total	Future
0	Grants	1,150,000	0	0	0	0	1,150,000	0
	Total	1,150,000	0	0	0	0	1,150,000	

Capital Improvement Plan

Montville, CT

Project # PR-002
Project Name Large Pavilion and Dog Park Parking Lot

Total Project Cost \$375,000 **Department** Parks & Recreation
Priority High

Prior	Expenditures	26-27	27-28	28-29	29-30	30-31	Total	Future
0	Improvement	375,000	0	0	0	0	375,000	0
	Total	375,000	0	0	0	0	375,000	

Prior	Funding Sources	26-27	27-28	28-29	29-30	30-31	Total	Future
0	Grants	375,000	0	0	0	0	375,000	0
	Total	375,000	0	0	0	0	375,000	

Capital Improvement Plan

Montville, CT

Project # PR-003
Project Name Field 7 Drainage Improvements

Total Project Cost \$225,000
Priority Medium
Department Parks & Recreation

Prior	Expenditures	26-27	27-28	28-29	29-30	30-31	Total	Future
0	Improvement	0	225,000	0	0	0	225,000	0
	Total	0	225,000	0	0	0	225,000	

Prior	Funding Sources	26-27	27-28	28-29	29-30	30-31	Total	Future
0	General Fund	0	225,000	0	0	0	225,000	0
	Total	0	225,000	0	0	0	225,000	

Capital Improvement Plan

Montville, CT

Project # PR-004
Project Name Site Plans for New Community Center

Total Project Cost \$100,000 **Department** Parks & Recreation
Priority Low

Prior	Expenditures	26-27	27-28	28-29	29-30	30-31	Total	Future
0	Purchase	0	0	100,000	0	0	100,000	0
	Total	0	0	100,000	0	0	100,000	

Prior	Funding Sources	26-27	27-28	28-29	29-30	30-31	Total	Future
0	General Fund	0	0	100,000	0	0	100,000	0
	Total	0	0	100,000	0	0	100,000	

Capital Improvement Plan

Montville, CT

Project # PR-005
Project Name Splash Pad

Total Project Cost \$750,000
Priority Medium
Department Parks & Recreation

Prior	Expenditures	26-27	27-28	28-29	29-30	30-31	Total	Future
0	Purchase	0	0	750,000	0	0	750,000	0
	Total	0	0	750,000	0	0	750,000	

Prior	Funding Sources	26-27	27-28	28-29	29-30	30-31	Total	Future
0	General Fund	0	0	750,000	0	0	750,000	0
	Total	0	0	750,000	0	0	750,000	

Capital Improvement Plan

Montville, CT

Project # PR-006
Project Name Efficient Lights for Tennis/Pickleball Courts

Total Project Cost \$85,000 **Department** Parks & Recreation
Priority Medium

Prior	Expenditures	26-27	27-28	28-29	29-30	30-31	Total	Future
0	Improvement	0	85,000	0	0	0	85,000	0
	Total	0	85,000	0	0	0	85,000	

Prior	Funding Sources	26-27	27-28	28-29	29-30	30-31	Total	Future
0	General Fund	0	85,000	0	0	0	85,000	0
	Total	0	85,000	0	0	0	85,000	

Capital Improvement Plan

Montville, CT

Project # PR-007
Project Name Disc Golf Course - Mostowy Property

Total Project Cost \$32,000 **Department** Parks & Recreation
Priority Medium

Prior	Expenditures	26-27	27-28	28-29	29-30	30-31	Total	Future
0	Purchase	0	32,000	0	0	0	32,000	0
	Total	0	32,000	0	0	0	32,000	

Prior	Funding Sources	26-27	27-28	28-29	29-30	30-31	Total	Future
0	General Fund	0	32,000	0	0	0	32,000	0
	Total	0	32,000	0	0	0	32,000	

Capital Improvement Plan

Montville, CT

Project # PR-008
Project Name Efficiency Lights for Field 5 and 7

Total Project Cost \$400,000
Priority Medium
Department Parks & Recreation

Prior	Expenditures	26-27	27-28	28-29	29-30	30-31	Total	Future
0	Improvement	0	400,000	0	0	0	400,000	0
	Total	0	400,000	0	0	0	400,000	

Prior	Funding Sources	26-27	27-28	28-29	29-30	30-31	Total	Future
0	General Fund	0	400,000	0	0	0	400,000	0
	Total	0	400,000	0	0	0	400,000	

Capital Improvement Plan

Montville, CT

Project # PR-009
Project Name Efficiency Lights for Field 6

Total Project Cost \$315,000
Priority Medium
Department Parks & Recreation

Prior	Expenditures	26-27	27-28	28-29	29-30	30-31	Total	Future
0	Improvement	0	315,000	0	0	0	315,000	0
	Total	0	315,000	0	0	0	315,000	

Prior	Funding Sources	26-27	27-28	28-29	29-30	30-31	Total	Future
0	General Fund	0	0	315,000	0	0	315,000	0
	Total	0	0	315,000	0	0	315,000	

Capital Improvement Plan

Montville, CT

Project # PR-010
Project Name New Community Center

Total Project Cost \$40,000,000 **Department** Parks & Recreation
Priority Low

Prior	Expenditures	26-27	27-28	28-29	29-30	30-31	Total	Future
0	Purchase	0	0	40,000,000	0	0	40,000,000	0
	Total	0	0	40,000,000	0	0	40,000,000	

Prior	Funding Sources	26-27	27-28	28-29	29-30	30-31	Total	Future
0	General Fund	0	0	40,000,000	0	0	40,000,000	0
	Total	0	0	40,000,000	0	0	40,000,000	

Capital Improvement Plan

Montville, CT

Project # PR-011
Project Name Multi-Use Trail @ Camp Oakdale Phase 1

Total Project Cost \$250,000 **Department** Parks & Recreation
Priority Medium

Prior	Expenditures	26-27	27-28	28-29	29-30	30-31	Total	Future
0	Improvement	0	0	250,000	0	0	250,000	0
	Total	0	0	250,000	0	0	250,000	

Prior	Funding Sources	26-27	27-28	28-29	29-30	30-31	Total	Future
0	General Fund	0	0	250,000	0	0	250,000	0
	Total	0	0	250,000	0	0	250,000	

Capital Improvement Plan

Montville, CT

Project # PR-012
Project Name Multi-Use Trail @ Camp Oakdale Phase 2

Total Project Cost \$250,000 **Department** Parks & Recreation
Priority Medium

Prior	Expenditures	26-27	27-28	28-29	29-30	30-31	Total	Future
0	Improvement	0	0	250,000	0	0	250,000	0
	Total	0	0	250,000	0	0	250,000	

Prior	Funding Sources	26-27	27-28	28-29	29-30	30-31	Total	Future
0	General Fund	0	0	250,000	0	0	250,000	0
	Total	0	0	250,000	0	0	250,000	

Capital Improvement Plan

Montville, CT

Project # PW-001
Project Name Police SUV

Total Project Cost \$810,000 **Department** Public Works
Priority High

Description

New police SUV- (1) Ford patrol police cars. Police interceptor AWD

Prior	Expenditures	26-27	27-28	28-29	29-30	30-31	Total	Future
0	Purchase	0	200,000	200,000	205,000	205,000	810,000	0
	Total	0	200,000	200,000	205,000	205,000	810,000	

Prior	Funding Sources	26-27	27-28	28-29	29-30	30-31	Total	Future
0	General Fund	0	200,000	200,000	205,000	205,000	810,000	0
	Total	0	200,000	200,000	205,000	205,000	810,000	

Capital Improvement Plan

Montville, CT

Project # PW-002
Project Name Freighliner Plow Truck

Total Project Cost \$715,000 **Department** Public Works
Priority High

Description

2026 Freightliner 1145D Plus Plow truck tenco body-

Justification

Replaces 1995 Ford LN8000 plow truck

Prior	Expenditures	26-27	27-28	28-29	29-30	30-31	Total	Future
0	Purchase	0	170,000	170,000	375,000	0	715,000	0
	Total	0	170,000	170,000	375,000	0	715,000	

Prior	Funding Sources	26-27	27-28	28-29	29-30	30-31	Total	Future
0	General Fund	0	170,000	170,000	375,000	0	715,000	0
	Total	0	170,000	170,000	375,000	0	715,000	

Capital Improvement Plan

Montville, CT

Project # PW-004
Project Name Transfer station Payloader

Total Project Cost \$260,000 **Department** Public Works
Priority Medium

Justification

To replace the 1989 John Deere loader.

Prior	Expenditures	26-27	27-28	28-29	29-30	30-31	Total	Future
0	Unassigned Expenditure	0	0	0	0	130,000	130,000	0
	Purchase	0	0	0	130,000	0	130,000	
	Total	0	0	0	130,000	130,000	260,000	

Prior	Funding Sources	26-27	27-28	28-29	29-30	30-31	Total	Future
0	General Fund	0	0	0	130,000	130,000	260,000	0
	Total	0	0	0	130,000	130,000	260,000	

Capital Improvement Plan

Montville, CT

Project # PW-006
Project Name Public Works Office Remodel

Total Project Cost \$150,000 **Department** Public Works
Priority Medium

Description

New entrance deck (concrete), replace doors, siding, windows, electrical, AC unit, sheet rock inside insulation, flooring.

Prior	Expenditures	26-27	27-28	28-29	29-30	30-31	Total	Future
0	Purchase	0	75,000	75,000	0	0	150,000	0
	Total	0	75,000	75,000	0	0	150,000	

Prior	Funding Sources	26-27	27-28	28-29	29-30	30-31	Total	Future
0	General Fund	0	75,000	75,000	0	0	150,000	0
	Total	0	75,000	75,000	0	0	150,000	

Capital Improvement Plan

Montville, CT

Project # PW-007
Project Name Fire Marshal Truck

Total Project Cost \$70,000 **Department** Public Works
Priority Medium

Description

2027 Ford F150 crew cab truck

Justification

Replaces the 2013 Ford F150 and gives this vehicle to the building department to use.

Prior	Expenditures	26-27	27-28	28-29	29-30	30-31	Total	Future
0	Purchase	0	0	70,000	0	0	70,000	0
	Total	0	0	70,000	0	0	70,000	

Prior	Funding Sources	26-27	27-28	28-29	29-30	30-31	Total	Future
0	General Fund	0	0	70,000	0	0	70,000	0
	Total	0	0	70,000	0	0	70,000	

Capital Improvement Plan

Montville, CT

Project # PW-008
Project Name Assistant Fire Marshal Truck

Total Project Cost \$75,000 **Department** Public Works
Priority Medium

Description

2026 Ford F150 crew cab for Assistant Fire Marshal

Justification

To replace the 54MTV Ford Explorer (fire gear needs to be kept out of passenger area while driving)

Prior	Expenditures	26-27	27-28	28-29	29-30	30-31	Total	Future
0	Purchase	0	75,000	0	0	0	75,000	0
	Total	0	75,000	0	0	0	75,000	

Prior	Funding Sources	26-27	27-28	28-29	29-30	30-31	Total	Future
0	General Fund	0	75,000	0	0	0	75,000	0
	Total	0	75,000	0	0	0	75,000	

Capital Improvement Plan

Montville, CT

Project # PW-010
Project Name Roll Off Truck

Total Project Cost \$320,000 **Department** Public Works
Priority Medium

Description

New automatic transmission roll off truck for the transfer station.

Justification

To replace 2017 Freightliner roll off.

Prior	Expenditures	26-27	27-28	28-29	29-30	30-31	Total	Future
0	Purchase	0	100,000	100,000	120,000	0	320,000	0
	Total	0	100,000	100,000	120,000	0	320,000	

Prior	Funding Sources	26-27	27-28	28-29	29-30	30-31	Total	Future
0	General Fund	0	100,000	100,000	120,000	0	320,000	0
	Total	0	100,000	100,000	120,000	0	320,000	

Capital Improvement Plan

Montville, CT

Project # PW-011
Project Name Generator Public Works Office

Total Project Cost \$50,000 **Department** Public Works
Priority Low

Description

Install a new generator for the Public Works Office.

Justification

Alibility to have full power in emergencies.

Prior	Expenditures	26-27	27-28	28-29	29-30	30-31	Total	Future
0	Purchase	0	0	0	50,000	0	50,000	0
	Total	0	0	0	50,000	0	50,000	

Prior	Funding Sources	26-27	27-28	28-29	29-30	30-31	Total	Future
0	General Fund	0	0	0	50,000	0	50,000	0
	Total	0	0	0	50,000	0	50,000	

Capital Improvement Plan

Montville, CT

Project # PW-014
Project Name Community Center Roof

Total Project Cost \$1,000,000
Priority Medium
Department Public Works

Description

Replace the Community Center roof.

Prior	Expenditures	26-27	27-28	28-29	29-30	30-31	Total	Future
0	Purchase	0	0	1,000,000	0	0	1,000,000	0
	Total	0	0	1,000,000	0	0	1,000,000	

Prior	Funding Sources	26-27	27-28	28-29	29-30	30-31	Total	Future
0	General Fund	0	0	1,000,000	0	0	1,000,000	0
	Total	0	0	1,000,000	0	0	1,000,000	

Capital Improvement Plan
 Montville, CT

Project # PW-015
Project Name Mini Excavator

Total Project Cost \$150,000 **Department** Public Works
Priority Medium

Description

Purchase a small tracked excavator for cleaning drainage outlets.

Prior	Expenditures	26-27	27-28	28-29	29-30	30-31	Total	Future
0	Purchase	0	75,000	75,000	0	0	150,000	0
	Total	0	75,000	75,000	0	0	150,000	

Prior	Funding Sources	26-27	27-28	28-29	29-30	30-31	Total	Future
0	General Fund	0	75,000	75,000	0	0	150,000	0
	Total	0	75,000	75,000	0	0	150,000	

Capital Improvement Plan
 Montville, CT

Project # PW-017
Project Name Senior Center roof

Total Project Cost \$370,000 **Department** Public Works
Priority Medium

Prior	Expenditures	26-27	27-28	28-29	29-30	30-31	Total	Future
0	Purchase	0	0	0	370,000	0	370,000	0
	Total	0	0	0	370,000	0	370,000	

Prior	Funding Sources	26-27	27-28	28-29	29-30	30-31	Total	Future
0	General Fund	0	0	0	370,000	0	370,000	0
	Total	0	0	0	370,000	0	370,000	

Capital Improvement Plan Montville, CT

Project # PW-018
Project Name Road Paving/Drainage

Total Project Cost \$805,000 **Department** Public Works
Priority Medium

Description

Road paving, road repair, drainage, catch basin cleaning.

Prior	Expenditures	26-27	27-28	28-29	29-30	30-31	Total	Future
130,000	Improvement	75,000	150,000	150,000	150,000	150,000	675,000	0
	Total	75,000	150,000	150,000	150,000	150,000	675,000	

Prior	Funding Sources	26-27	27-28	28-29	29-30	30-31	Total	Future
130,000	General Fund	75,000	150,000	150,000	150,000	150,000	675,000	0
	Total	75,000	150,000	150,000	150,000	150,000	675,000	

Capital Improvement Plan

Montville, CT

Project # PW-021
Project Name Camp Oakdale Mower

Total Project Cost \$22,440 **Department** Public Works
Priority High

Description

Wright 72" ZXT 40 HP vanguard EFI mower with bagger system, spare blades, filters and belts.

Justification

To replace the 2004 Toro diesel mower. Dealer cannot fix due to broken belt problems, constant problems with the clutch. Approx. 3200 hours, hour meter broke for last 4 years

Prior	Expenditures	26-27	27-28	28-29	29-30	30-31	Total	Future
0	Purchase	22,440	0	0	0	0	22,440	0
	Total	22,440	0	0	0	0	22,440	

Prior	Funding Sources	26-27	27-28	28-29	29-30	30-31	Total	Future
0	General Fund	22,440	0	0	0	0	22,440	0
	Total	22,440	0	0	0	0	22,440	

26-27 thru 30-31

Capital Improvement Plan

Montville, CT

Project # PW-022
Project Name Hook Lift Plow Truck

Total Project Cost \$646,000 **Department** Public Works
Priority Medium

Description

New plow hook lift plow truck. We will use the town stainless steel sander we own to save money on purchase.

Prior	Expenditures	26-27	27-28	28-29	29-30	30-31	Total	Future
0	Purchase	0	0	116,000	125,000	405,000	646,000	0
	Total	0	0	116,000	125,000	405,000	646,000	

Prior	Funding Sources	26-27	27-28	28-29	29-30	30-31	Total	Future
0	General Fund	0	0	116,000	125,000	405,000	646,000	0
	Total	0	0	116,000	125,000	405,000	646,000	

26-27 thru 30-31

Capital Improvement Plan

Montville, CT

Project # PW-023
Project Name Backhoe

Total Project Cost \$200,000 **Department** Public Works
Priority Medium

Justification

To replace the 1990 JCB Backhoe

Prior	Expenditures	26-27	27-28	28-29	29-30	30-31	Total	Future
0	Unassigned Expenditure	0	0	0	0	200,000	200,000	0
	Total	0	0	0	0	200,000	200,000	

Prior	Funding Sources	26-27	27-28	28-29	29-30	30-31	Total	Future
0	General Fund	0	0	0	0	200,000	200,000	0
	Total	0	0	0	0	200,000	200,000	

Capital Improvement Plan

Montville, CT

Project # PW-024
Project Name Plow & Sander

Total Project Cost \$26,415 **Department** Public Works
Priority High

Description

New Plow & sander to install on the F350 Mason Dump.

Justification

To replace 2006 Ford F350 - currently the plow is near unusable, the trucks needs cab and new body, it will cost more to do repairs.

Prior	Expenditures	26-27	27-28	28-29	29-30	30-31	Total	Future
0	Purchase	26,415	0	0	0	0	26,415	0
	Total	26,415	0	0	0	0	26,415	

Prior	Funding Sources	26-27	27-28	28-29	29-30	30-31	Total	Future
0	General Fund	26,415	0	0	0	0	26,415	0
	Total	26,415	0	0	0	0	26,415	

Capital Improvement Plan

Montville, CT

Project # PW-025
Project Name Mason Dump Plow Truck

Total Project Cost \$120,000 **Department** Public Works
Priority High

Description

New mason dump plow truck- looking at 2027 Ford F350

Justification

To replace the 2006 F350, the current condition of the cab and body are rotten beyond repair.

Prior	Expenditures	26-27	27-28	28-29	29-30	30-31	Total	Future
0	Purchase	0	60,000	60,000	0	0	120,000	0
	Total	0	60,000	60,000	0	0	120,000	

Prior	Funding Sources	26-27	27-28	28-29	29-30	30-31	Total	Future
0	General Fund	0	60,000	60,000	0	0	120,000	0
	Total	0	60,000	60,000	0	0	120,000	

26-27 thru 30-31

Capital Improvement Plan

Montville, CT

Project # PW-026

Project Name HVAC

Total Project Cost \$350,000

Priority High

Department Public Works

Description

Boiler and HVAC upgrades

Prior	Expenditures	26-27	27-28	28-29	29-30	30-31	Total	Future
0	Unassigned Expenditure	0	350,000	0	0	0	350,000	0
	Total	0	350,000	0	0	0	350,000	

Prior	Funding Sources	26-27	27-28	28-29	29-30	30-31	Total	Future
0	Grants	0	350,000	0	0	0	350,000	0
	Total	0	350,000	0	0	0	350,000	

26-27 thru 30-31

Capital Improvement Plan

Montville, CT

Project # PW-027
Project Name Boat Launch Paving

Total Project Cost \$80,000
Priority High
Department Public Works

Description

Paving at Boat Launch/Fishing Pier

Prior	Expenditures	26-27	27-28	28-29	29-30	30-31	Total	Future
0	Improvement	80,000	0	0	0	0	80,000	0
	Total	80,000	0	0	0	0	80,000	

Prior	Funding Sources	26-27	27-28	28-29	29-30	30-31	Total	Future
0	Grants	80,000	0	0	0	0	80,000	0
	Total	80,000	0	0	0	0	80,000	